

believe :: achieve :: succeed :: ascend

Incoming Kindergarten Scholar Summer Homework 2020 – 2021

asc^end[®]



Welcome to your Ascend charter school!
The first steps to college are the ones you take today.

In order to ensure that your child is ready to begin kindergarten this fall, we have created this booklet for you to help them prepare. Dedicating time with your child to complete this work will ensure that your child is truly ready for the academic rigor of an Ascend charter school. The booklet is divided into two sections that cover the skills your child must practice over the summer: School Readiness Behaviors and Academic Homework. The School Readiness Behaviors section can be taught at any time but should be mastered by the first day of school. The Academic Homework section is divided into weekly packets and should be completed daily. In addition to the worksheets to practice handwriting, phonics and math that are included in each packet, please be sure to read with your scholar for at least 15 minutes per day. Remember to sign the reading log to track your progress.

We recommend that you do all of the following to be sure that the work is completed as required:

- 1) Identify a specific time in the day when this work will be consistently done.
- 2) Identify and train the person who will be overseeing this work. It should be one adult.
- 3) Be sure that the written practice work is done in a quiet area that will eventually become the child's homework spot during the school year. This space should be quiet and free of food, drink and TV.

School Readiness Behaviors: The following behaviors must be taught and reinforced by the parents over the summer. A checklist is attached to this letter to help you track which behaviors have been successfully mastered and which ones have not. This checklist will also help teachers recognize areas of growth for your scholar when it is turned in on the first day of school.

All incoming kindergarteners must be able to...

○ Tie his/her shoes by themselves.	○ Respond verbally to questions in complete sentences.	○ Fasten and unfasten buttons, hooks and clasps.
○ Fasten and unfasten belts.	○ Tuck in shirts all the way around.	○ State and write his/her first and last name, clearly.
○ State parents' names and at least one phone number.	○ Recognize the moment when they feel the urge to go to the bathroom and notify an adult. Scholars cannot wait until the very last moment (when they are about to have an accident) to notify an adult.	○ Use the bathroom, flush the toilet, and wash his/her hands without any assistance.

Academic Homework: The homework packet for each week must be completed daily, using the packet's cover sheet as a guide. Your scholar must also read a children's book with an adult for at least 15 minutes per day. The adult must also lead a discussion with your scholar about the book, using the guiding questions included on the cover sheet for each week. Be sure to log your reading every day to track your progress.

Week 1: June 29	Week 4: July 20	Week 7: August 10
Week 2: July 6	Week 5: July 27	Week 8: August 17
Week 3: July 13	Week 6: August 3	Week 9: August 24

All of the Academic Homework packets from each week and the School Readiness Behaviors checklist should be completed and handed in to your scholar's kindergarten teacher on the first day of school.

During scholar orientation, we will administer an assessment to all scholars who are new to their Ascend charter school. This assessment will be used to show the teachers what the scholar already knows in both English and math. This will also help us evaluate our own performance as a school at the end of the year by showing us how much our instruction has helped your child to grow academically. In a few rare instances, we may find that your child is ready for the academic rigor of first grade. If we find that this is the case, we will call you in to the school for a meeting to discuss the possibility of moving your child into the first grade.

We hope you enjoy your summer and look forward to meeting your scholar soon!

School Readiness Behaviors

Check off behaviors as scholars **master** them. This means they can do the task by themselves without any help. Turn this tracker in with the homework packet to your scholar's teachers.

- ☐ Tie his or her own shoes.
- ☐ Respond orally to questions in complete sentences.
(Example: "What is your name?" Answer: "My name is Joe Smith" instead of "Joe")
- ☐ Fasten and unfasten buttons, hooks and clasps on his/her shirt and pants.
- ☐ Fasten and unfasten his/her belt.
- ☐ Tuck in shirts into pants or skirts all the way around.
- ☐ Say and write his/her own first and last name, clearly.
- ☐ Say parents' names and at least one phone number.
- ☐ Recognize the moment he/she feels the urge to go to the bathroom and notify an adult. They cannot wait until the very last moment (when they are about to have an accident) to notify an adult.
- ☐ Use the bathroom without any assistance. Flush the toilet and wash hands with soap without any assistance.

Academic Homework Packet

This packet will be turned in to your scholar's teachers on the first day of school. Please be sure to track 15 minutes of reading every day.



believe :: achieve :: succeed :: ascend

Incoming Kindergarten

Week 1

(scholar name)

Dear Scholars and Parent(s)/Guardian(s),



	Monday	Tuesday	Wednesday	Thursday	Friday
Phonics/ Handwriting	A,a,B,b,C,c,	D,d,E,e,F,f,	G,g,H,h,I,i	J,j,K,k,L,l,M,m	N,n,O,o,P,p
Math	Numbers 1,2	Numbers 3,4	Numbers 5,6	Numbers 7,8	Numbers 9,10
Reading Log	Read a story with your scholar. Ask: What was your favorite part of the story? Why? Who was your favorite character in the story? Why? Where did the story take place? What was the problem in the story? How was it solved?				

Home Reading Log


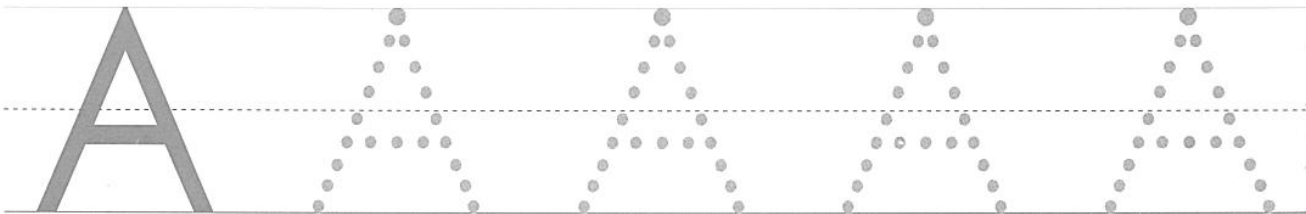
Week 1

(scholar name)


Day	Total Minutes Read (at least 20 min.)	Book Title	Check only one:		
			Read TO	Read WITH	Read ALONE
Monday					
Tuesday					
Wednesday					
Thursday					
Friday					
Saturday					
Sunday					



A as in apple



a



apple

a

a

a

a

a

a

.

.

.

.

a

.

.

.

.

Monday

B





B as in balloon

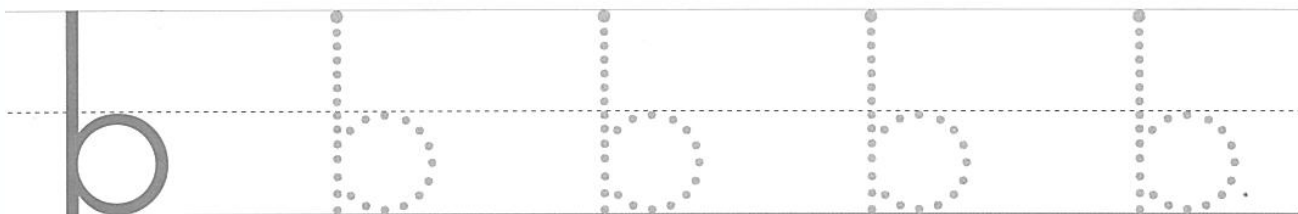
B B B B B

B



B



balloon



Monday



C as in cat

C


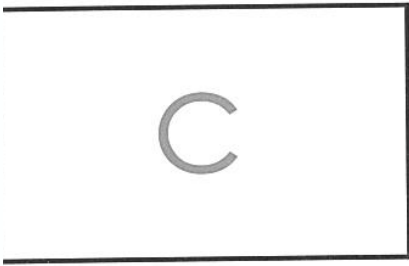


C

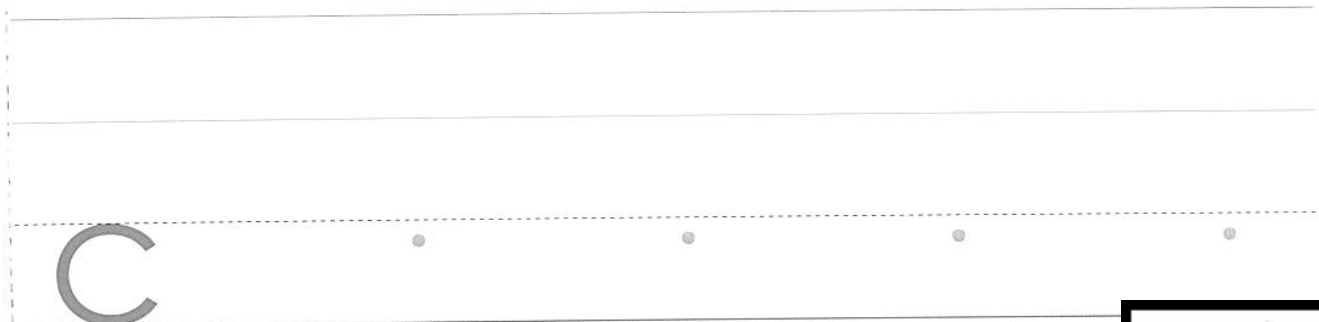
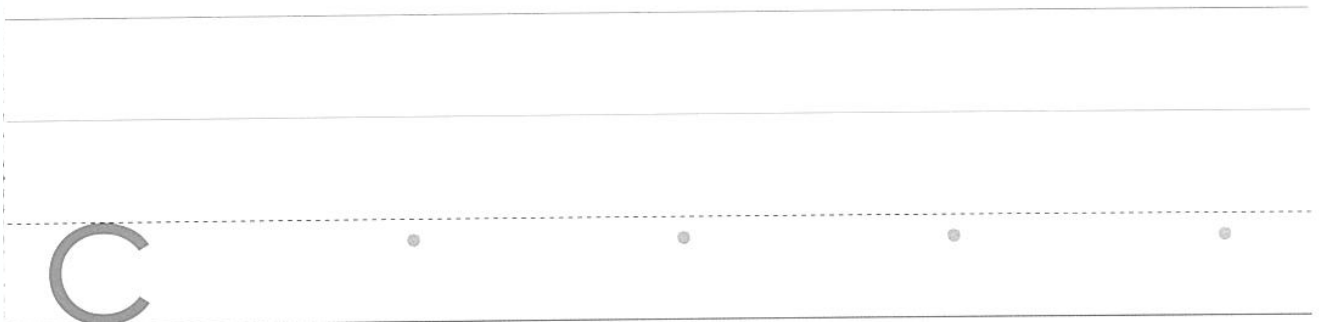
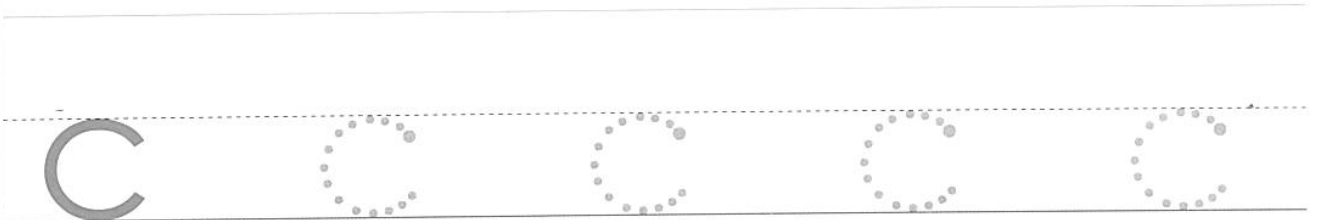


C





cat



Monday

Counting: The Number 1

Name:

Date:

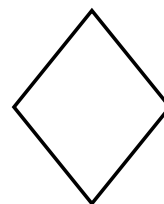



1

one

1

1

- Colour the sets of 1.



Draw 1 ball.

Draw 1 apple.

Counting: The Number 2

Name: _____

Date: _____

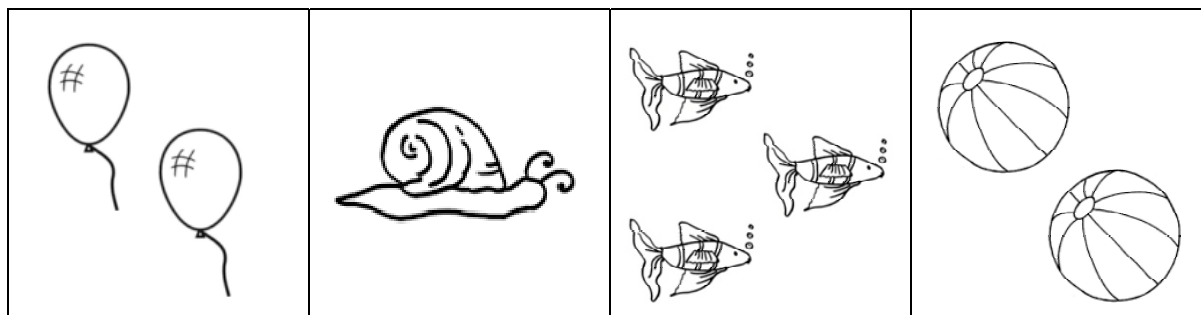
2

two

2


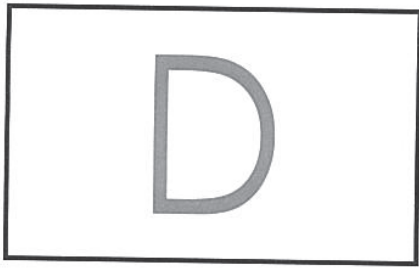
2

- Colour the sets of 2.

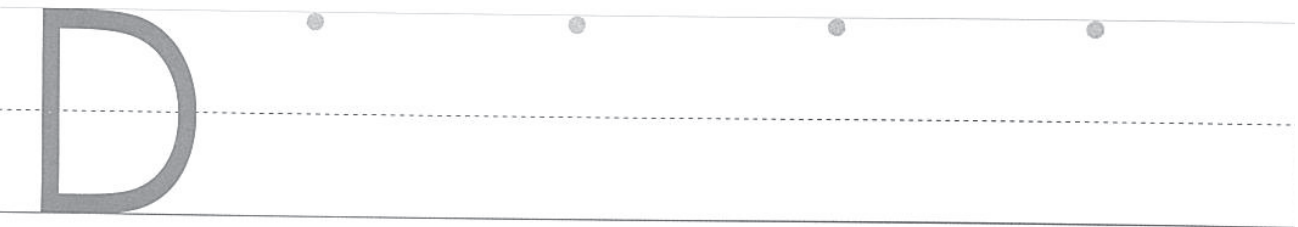
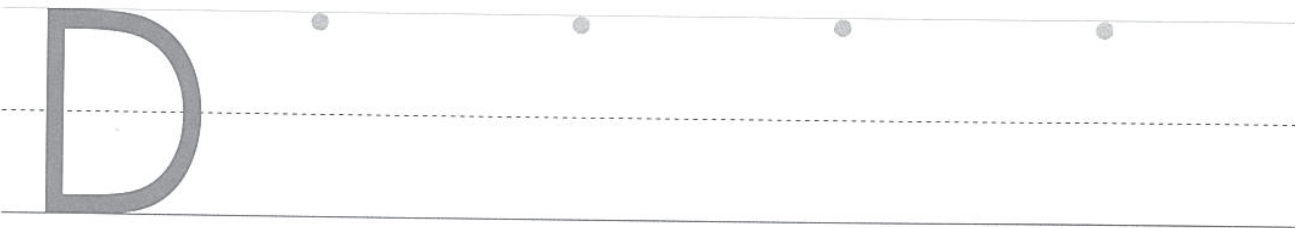
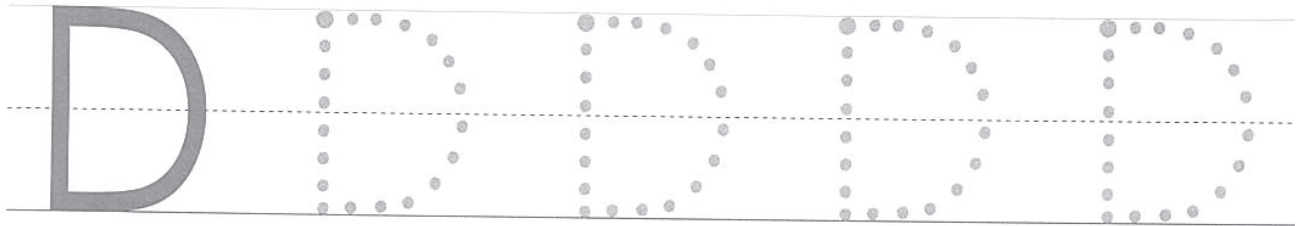


Draw 2 bananas.


Draw 2 pears.



D as in duck



d



duck

d

d

d

d

d

d

.

.

.

.

d



.

.

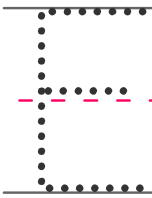
.


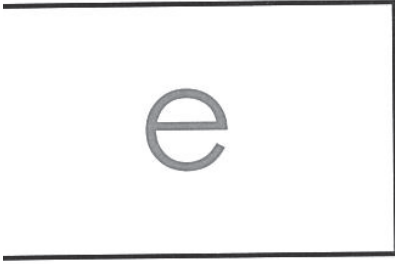
.

Tuesday



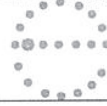
E as in Elephant





elephant

e



e

.

.

.

.


e

.


.



.

.




F as in fish





fish



Tuesday

Counting: The Number 3

Name: _____

Date: _____

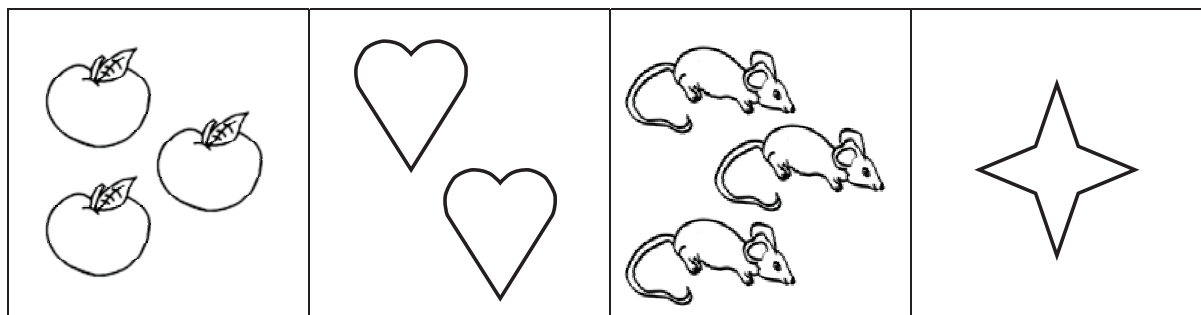
3

three

3

3

- Colour the sets of 3.



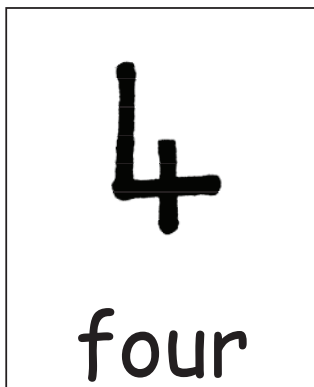
Draw 3 books.

Draw 3 faces.

Counting: The Number 4

Name: _____

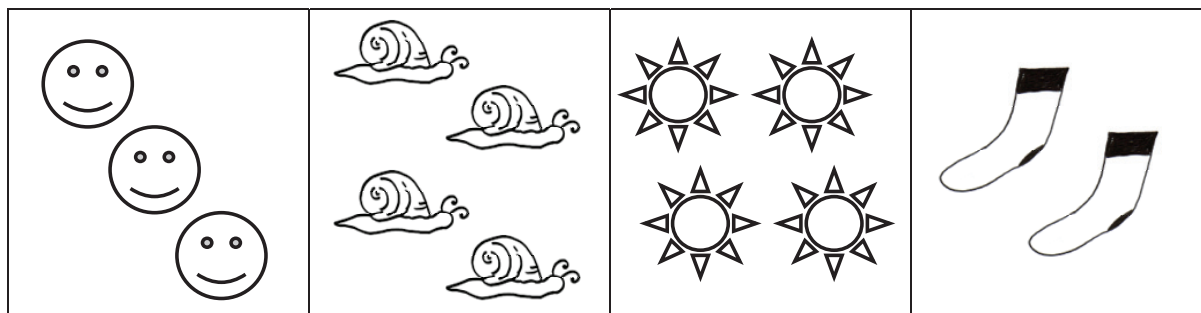
Date: _____



4

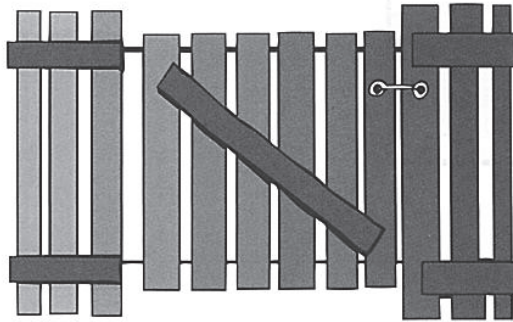
4

- Colour the sets of 4.

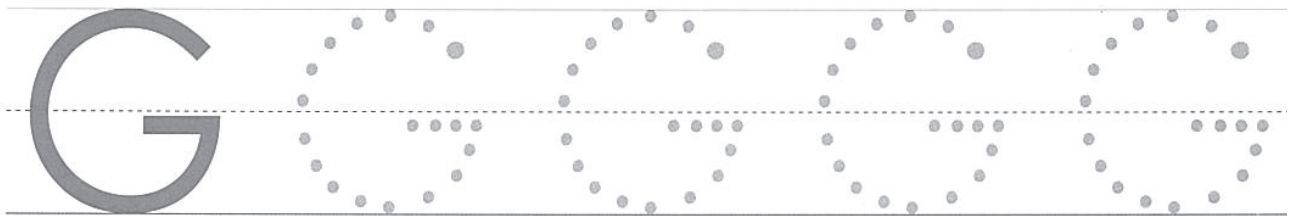


Draw 4 moons.

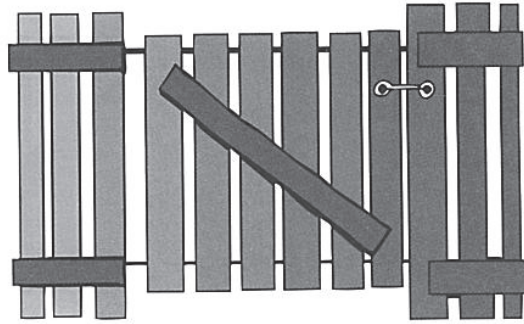
Draw 4 apples.



G as in gate



g




gate

g g g g g


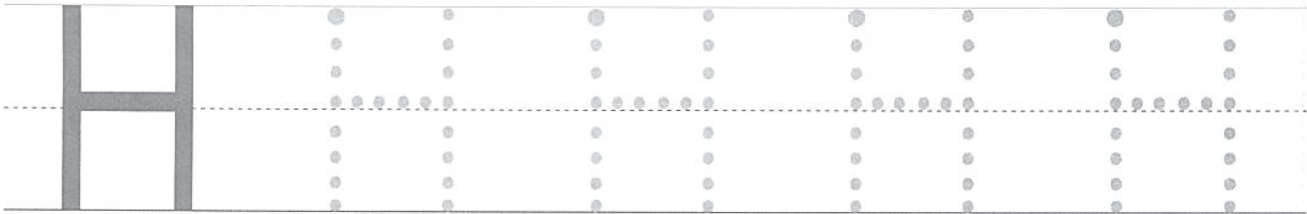
g

g


Wednesday



H as in house



h




house

h h h h h

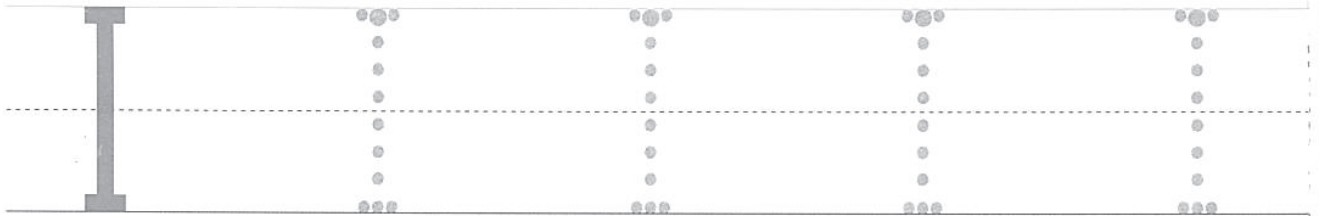
h


h

Wednesday

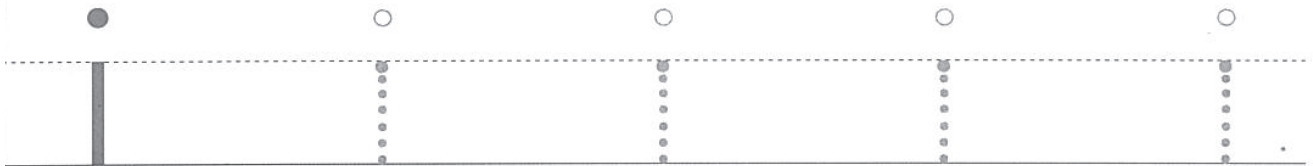


I as in igloo





igloo



Wednesday

Counting: The Number 5

Name: _____

Date: _____

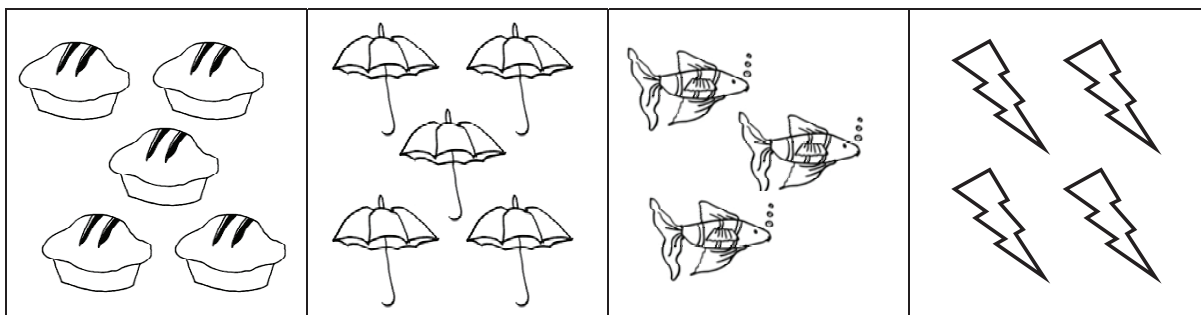
5

five

5

5

- Colour the sets of 5.



Draw 5 balloons.

Draw 5 rings.

Counting: The Number 6

Name: _____

Date: _____

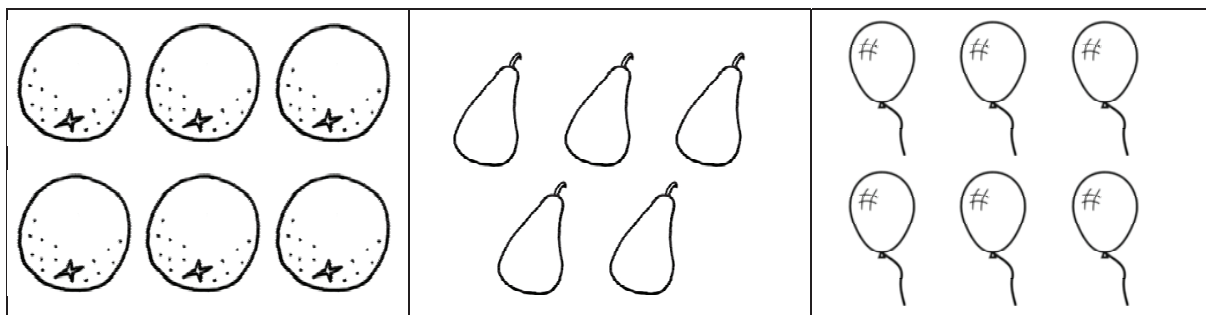
6

six

6


6

- Colour the sets of 6.

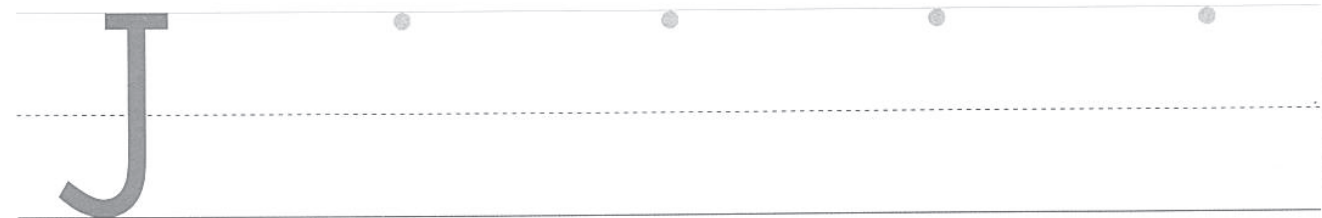
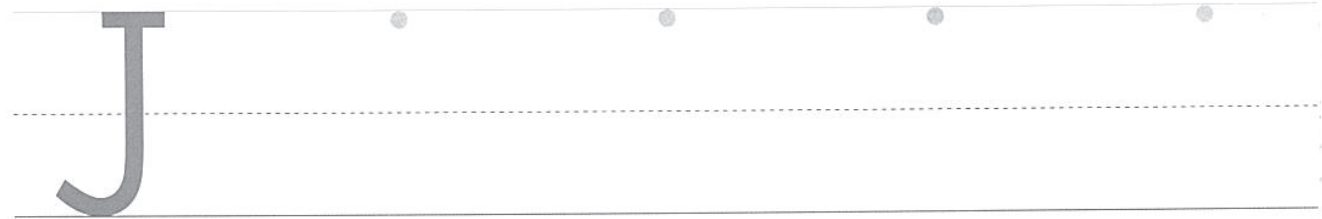
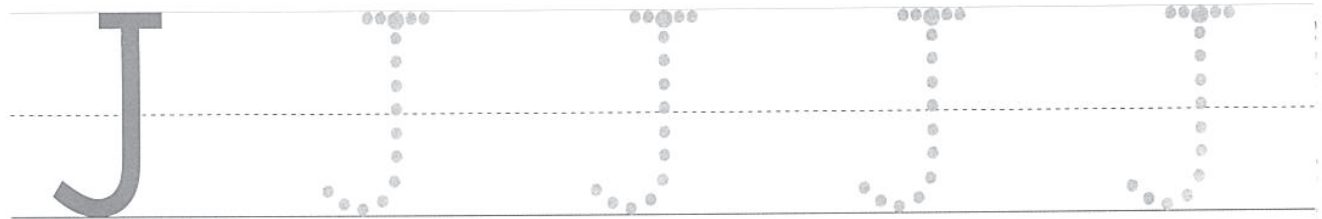


Draw 6 buttons.

Draw 6 apples.

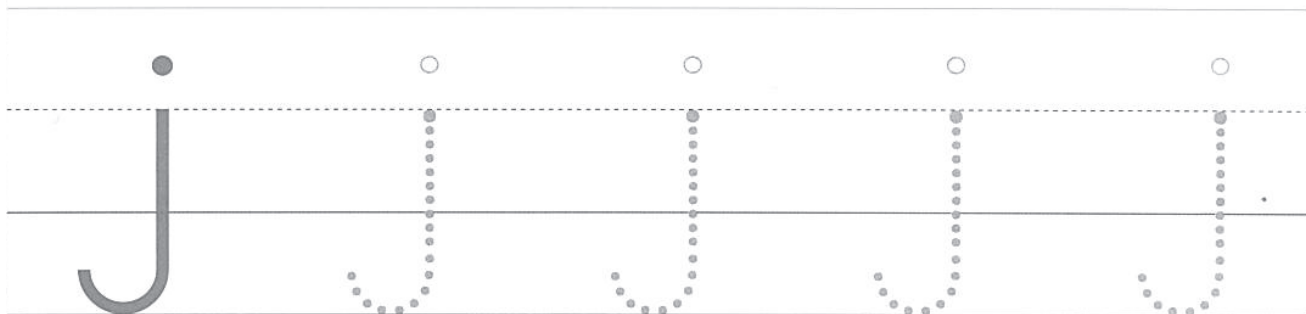


J as in jug







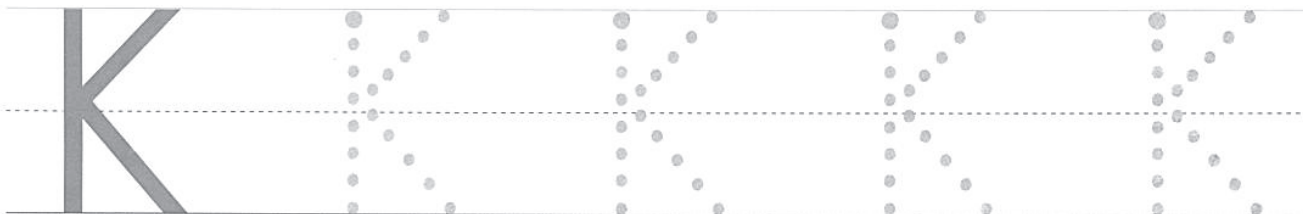
jug




Thursday

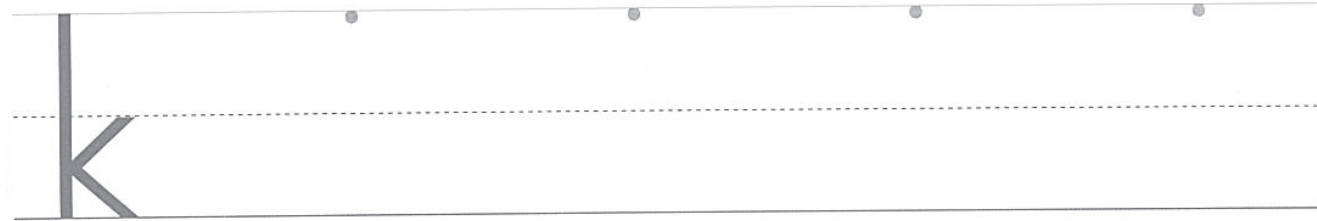
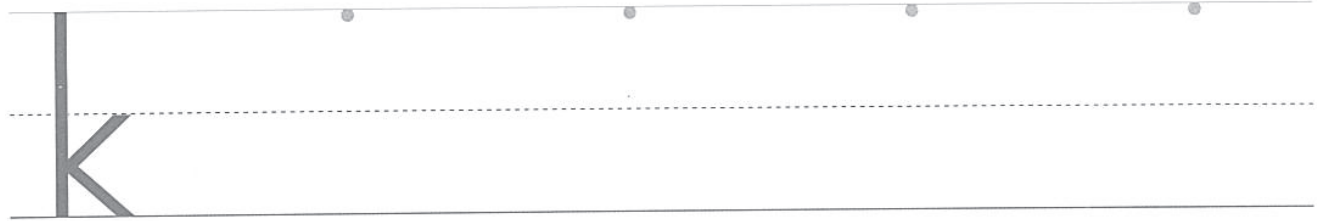
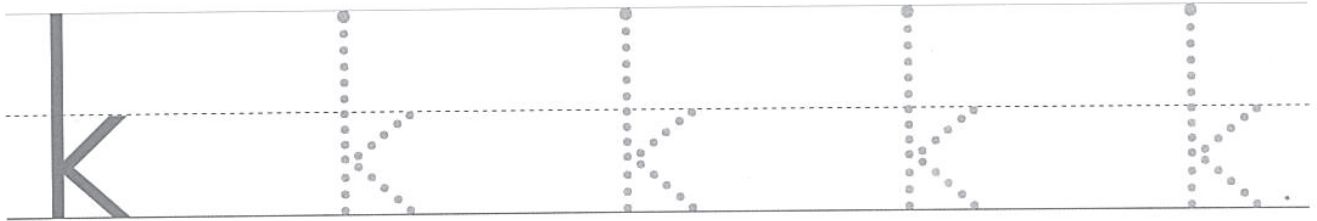


K as in kite



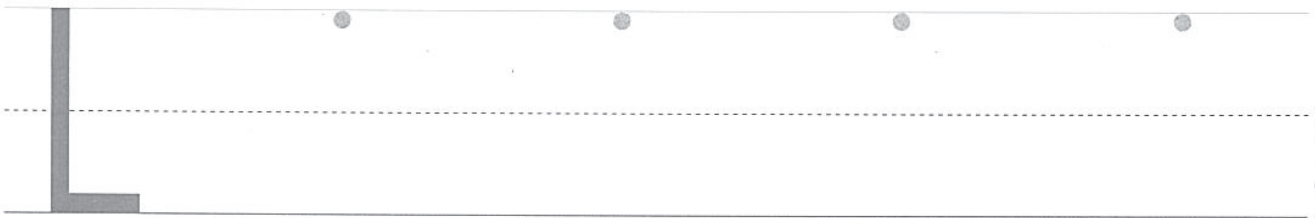
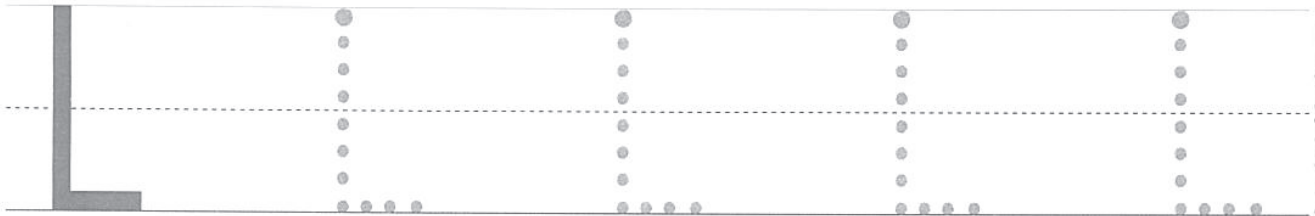


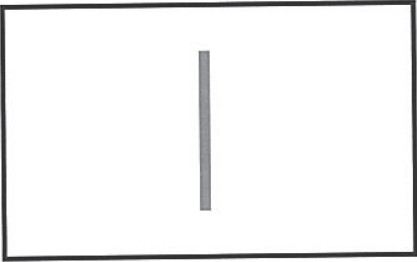
kite



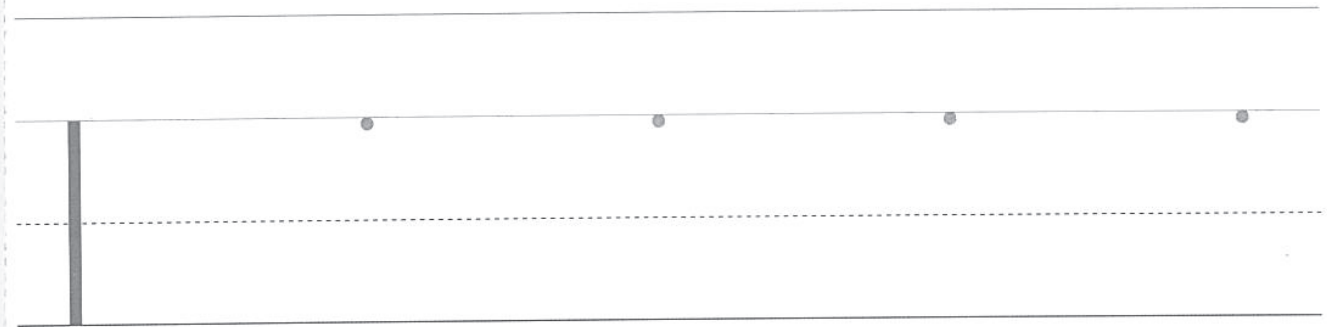
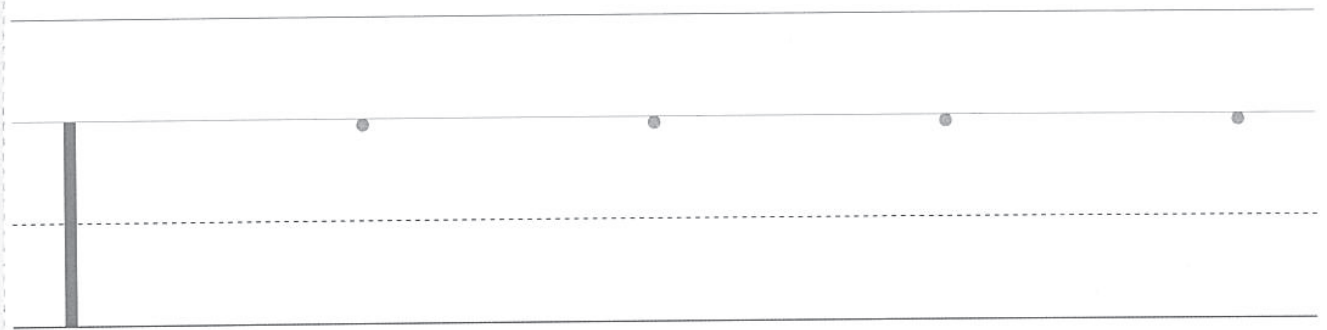
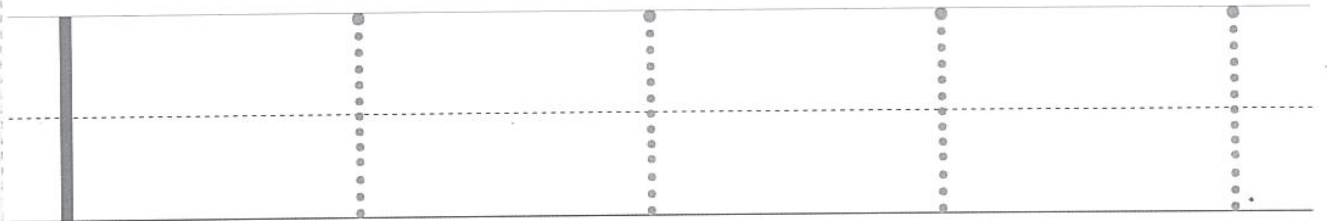


L as in lion





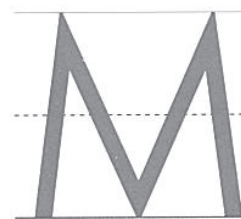
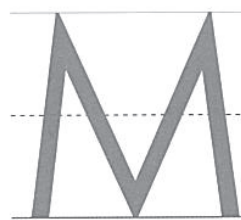
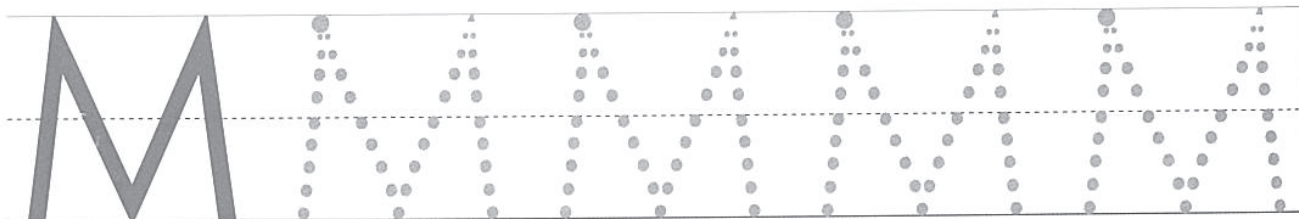
lion



Thursday



M as in moon



m



moon

m

m

m

m

m

m

m

Thursday

Counting: The Number 7

Name: _____

Date: _____

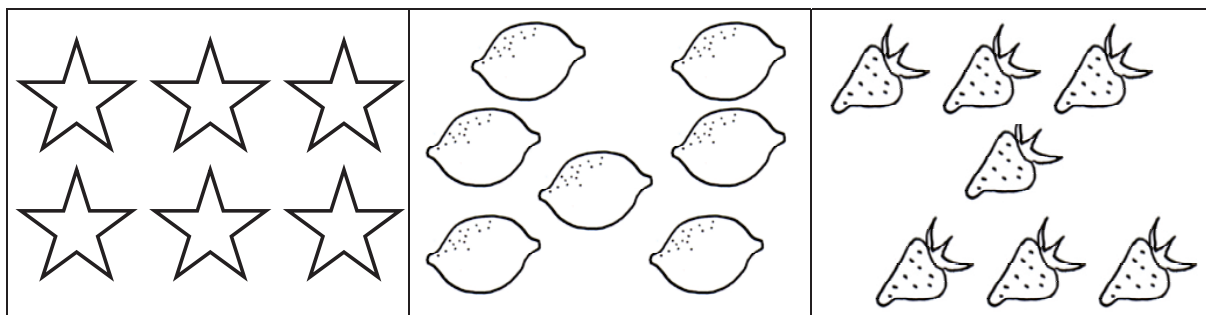
7

seven

7

7

- Colour the sets of 7.



Draw 7 balloons.

Draw 7 flowers.

Counting: The Number 8

Name: _____

Date: _____


8

eight

8

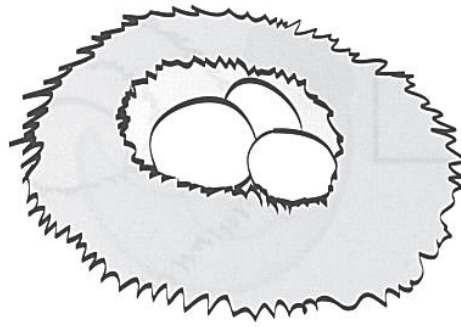
8

- Colour the set of 8.


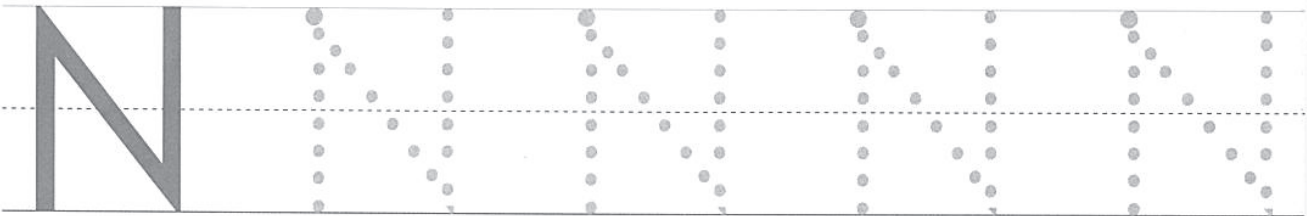


Draw 8 balls.


Draw 8 moons.



N as in nest



n



nest

n

n

n

n

n

n

.

.

.

.

n

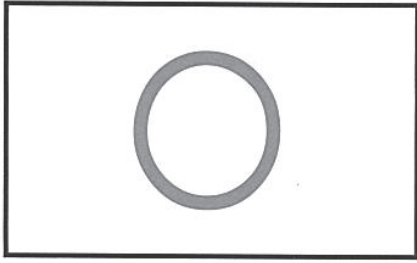
.

.

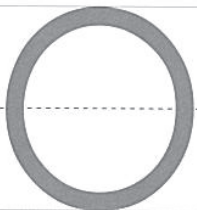
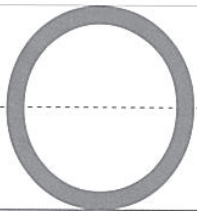
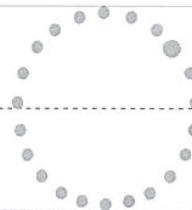
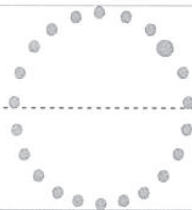
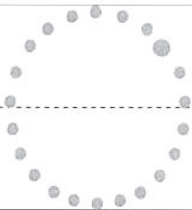
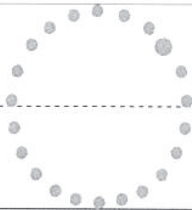
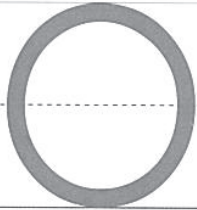
.



.

Friday

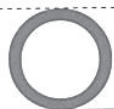

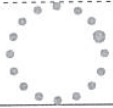
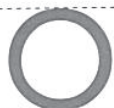


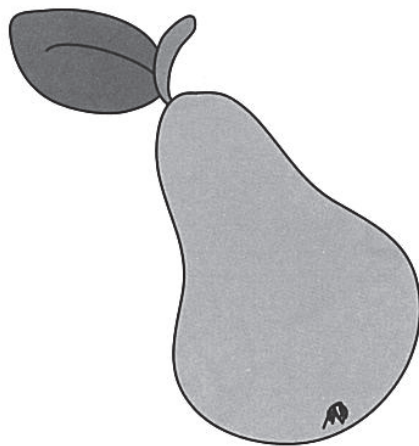
O as in octopus



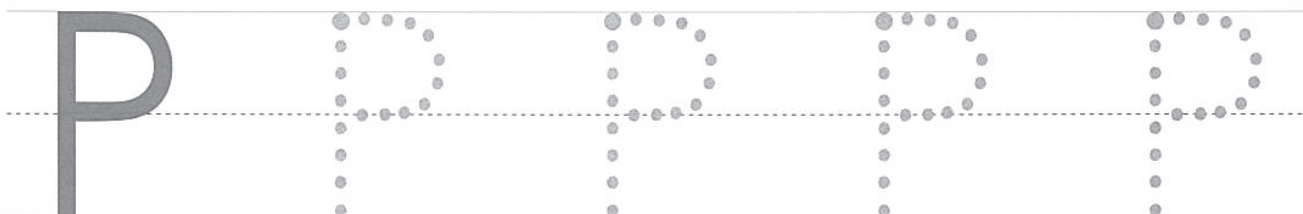


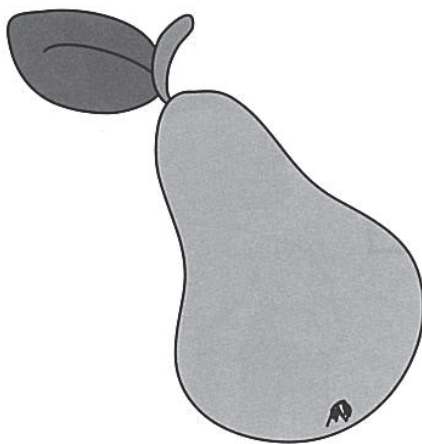
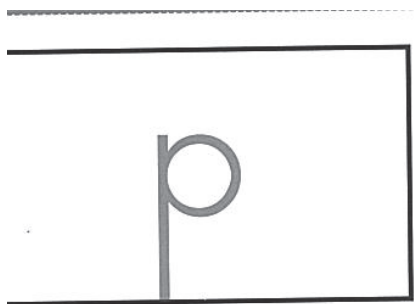
octopus



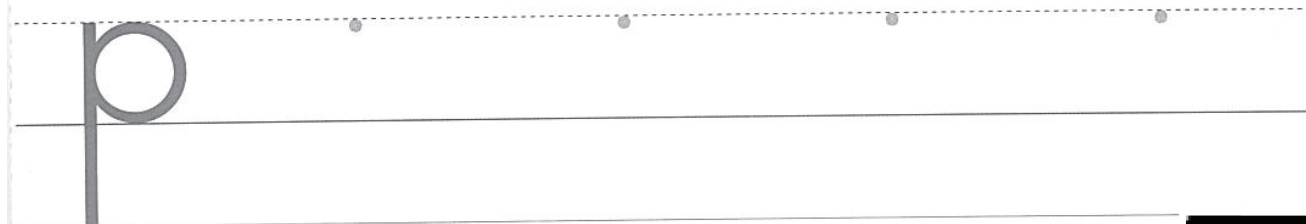

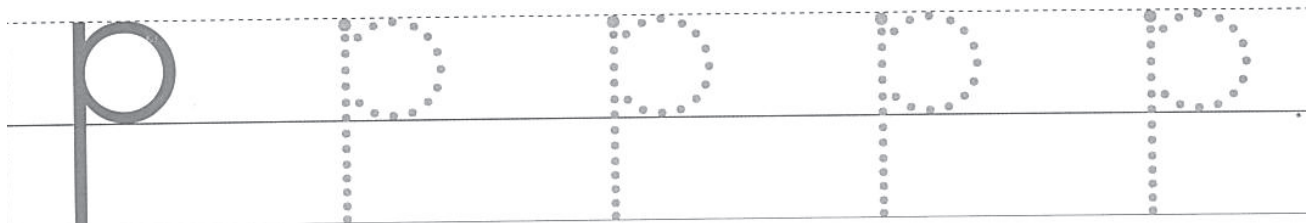


P as in pear





pear




Friday


Counting: The Number 9

Name: _____

Date: _____



- Colour the set of 9.



Draw 9 balls.

Draw 9 moons.

Counting: The Number 10

Name: _____

Date: _____


10

ten

10

10

- Colour the set of 10



Draw 10 balls.

Draw 10 moons.



believe :: achieve :: succeed :: ascend

Incoming Kindergarten

Week 2

(scholar name)

Dear Scholars and Parent(s)/Guardian(s),


	Monday	Tuesday	Wednesday	Thursday	Friday
Phonics/ Handwriting	Q,q,R,r,S,s	T,t,U,u,V,v	W,w,X,x,Y,y	Z,z	Letter A Sound
Math	My turtle number book numbers 1-4	My turtle number book numbers 5-8	My turtle number book numbers 9-10, Matching Numbers	Matching Numbers	Matching Numbers
Reading Log	Read a story with your scholar. Ask: What was your favorite part of the story? Why? Who was your favorite character in the story? Why? Where did the story take place? What was the problem in the story? How was it solved?				

Home Reading Log

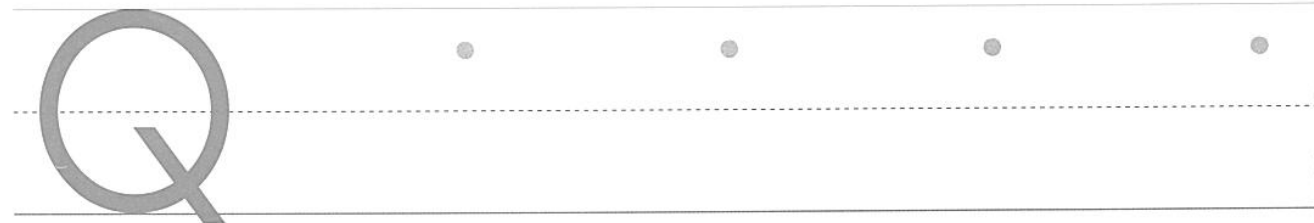
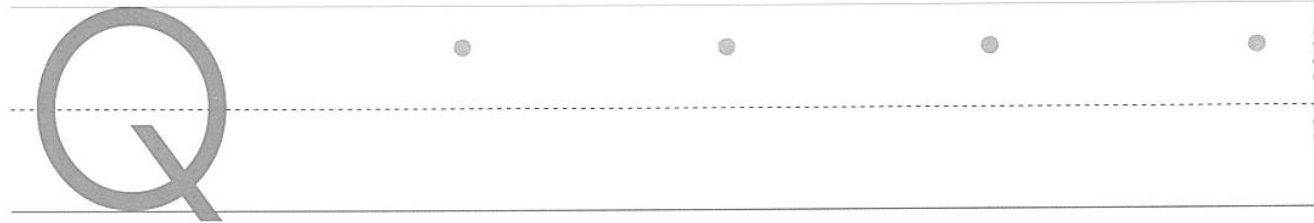
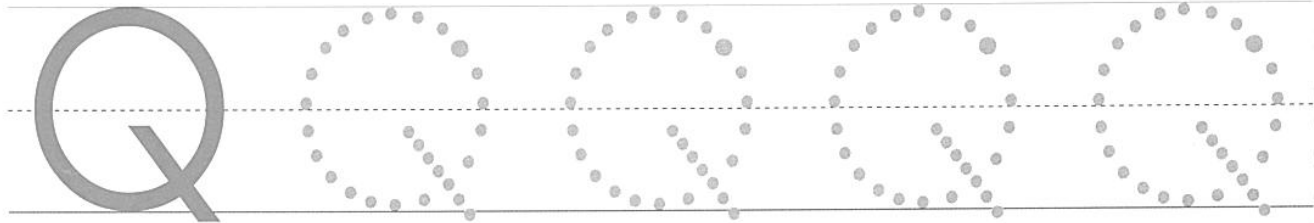
Week 2

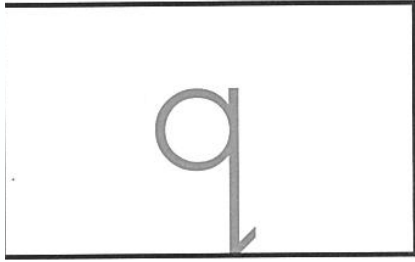
(scholar name)

Day	Total Minutes Read (at least 20 min.)	Book Title	Check only one:		
			Read TO	Read WITH	Read ALONE
Monday					
Tuesday					
Wednesday					
Thursday					
Friday					
Saturday					
Sunday					



Q as in queen





queen

q

q

q

q

q

q

.

.

.

.

q


.

.

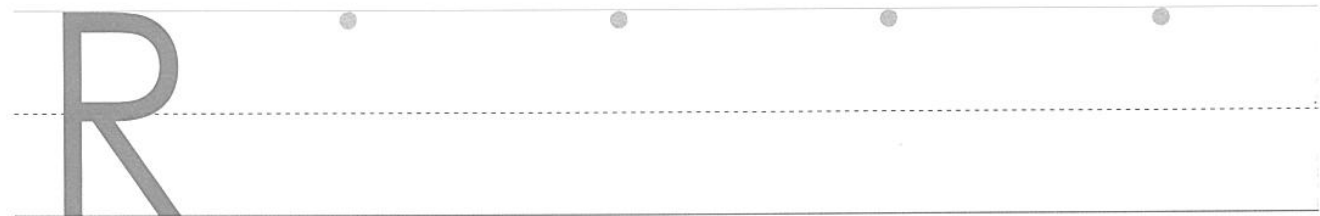
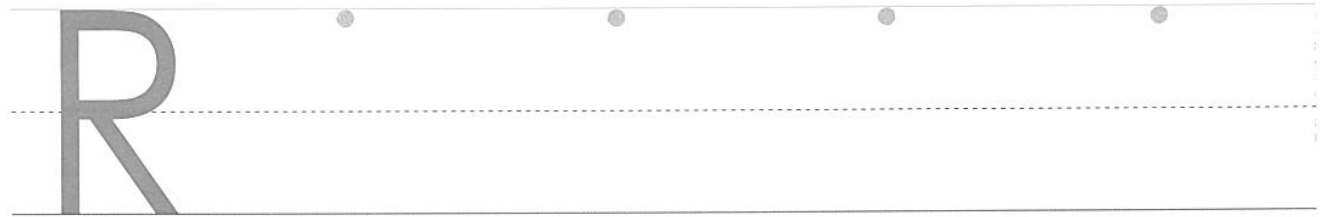
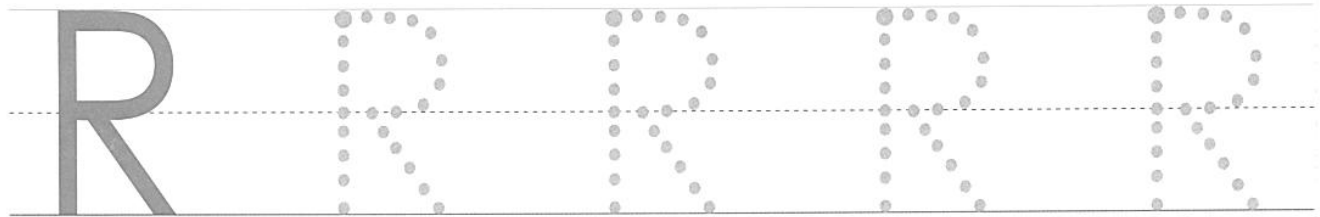
.


.

Monday



R as in rabbit







rabbit

r r r r r

r

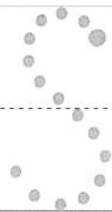
r

Monday



S as in sun

S


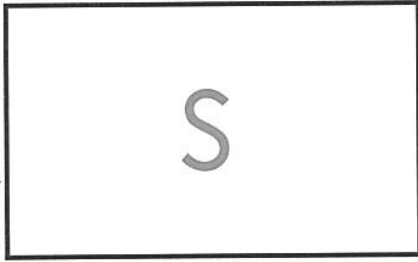


S



S





sun

S

S

S

S

S

S

.

.

.

.

S

.

.

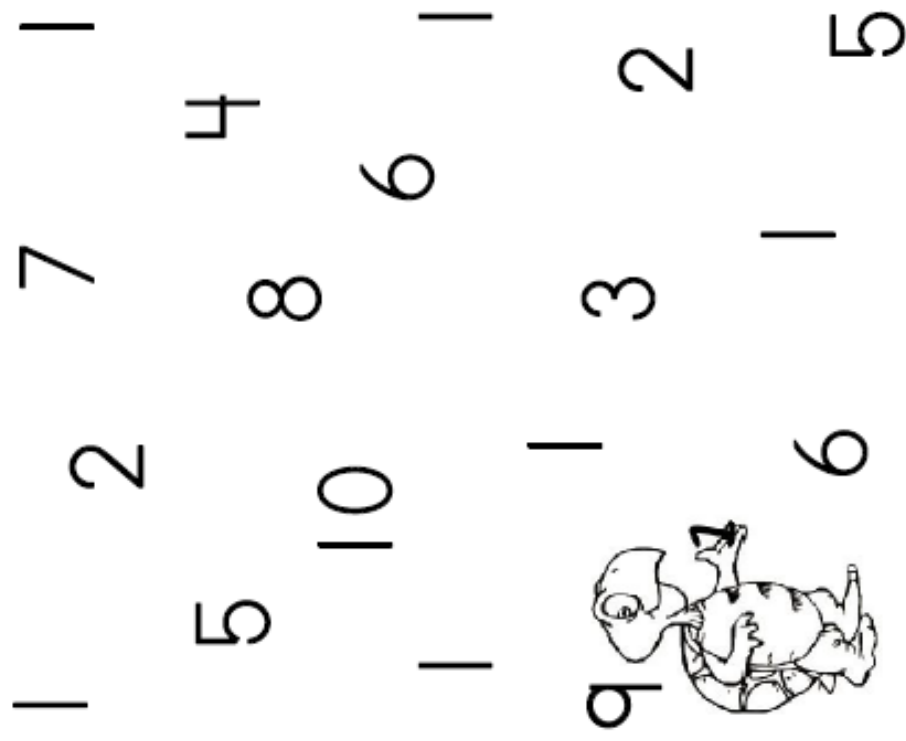
.

.

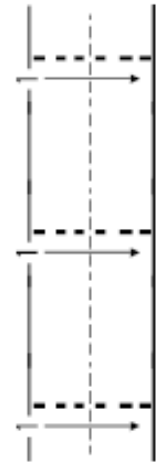
Monday

Recognizing the Number 1

Circle all the number 1's.



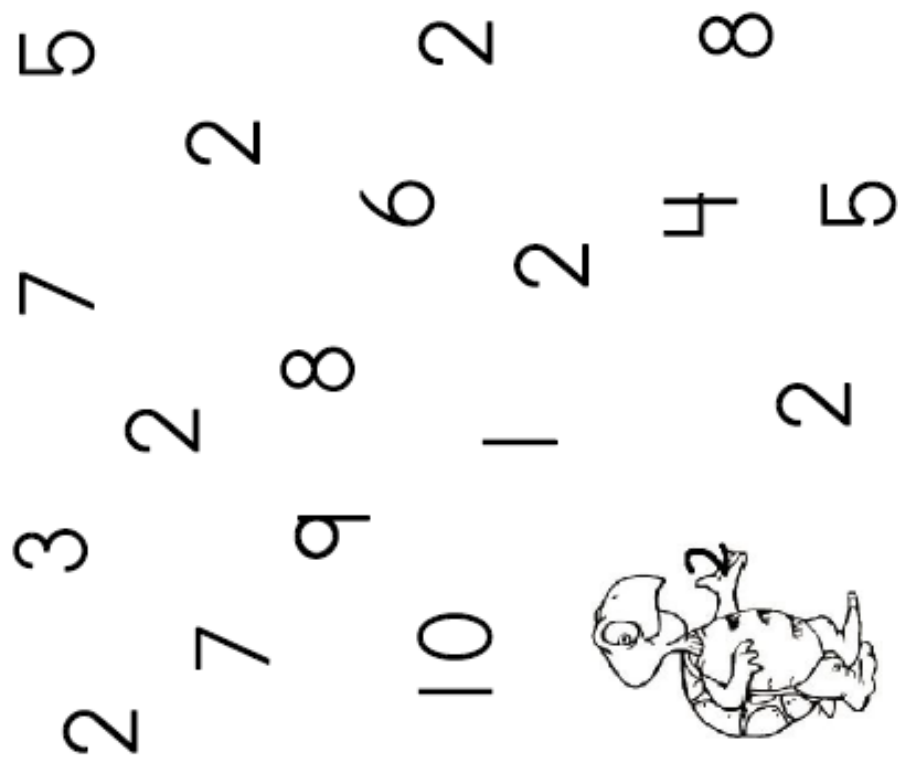
Trace the number 1.



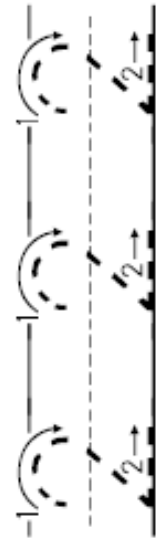
Monday

Recognizing the Number 2

Circle all the number 2's.



Trace the number 2.



Monday

Recognizing the Number 3

Circle all the number 3's.

3 1 3 1
5 8 4
3 10 2 3
9 3 6
3 3 5
8 4 7



Trace the number 3.



Monday

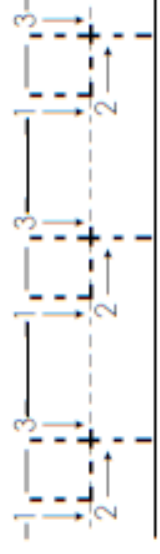
Recognizing the Number 4

Circle all the number 4's.



1 7 4
2 4 4
9 7 3
4 10 5
3 4
4 8 6




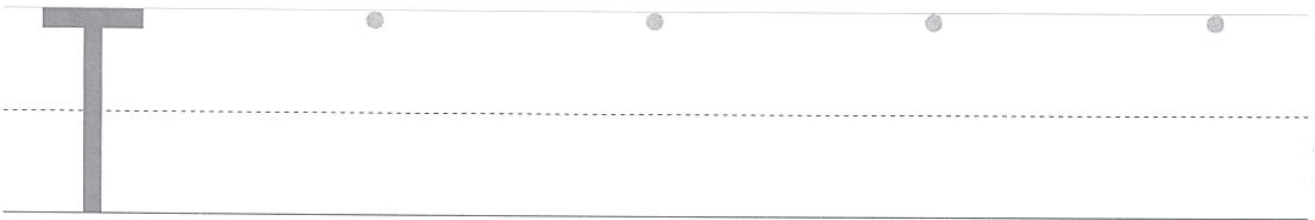
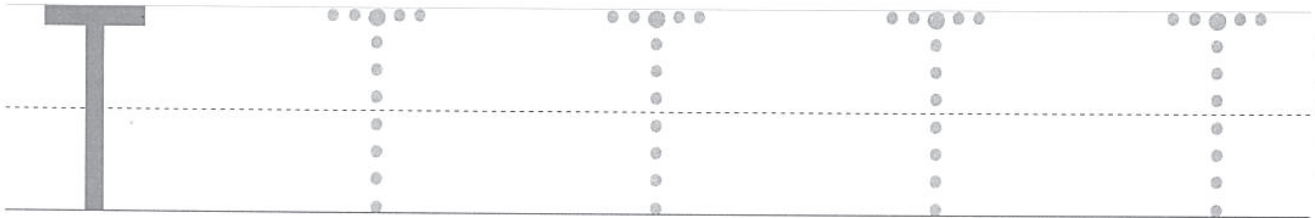
Trace the number 4.





Monday

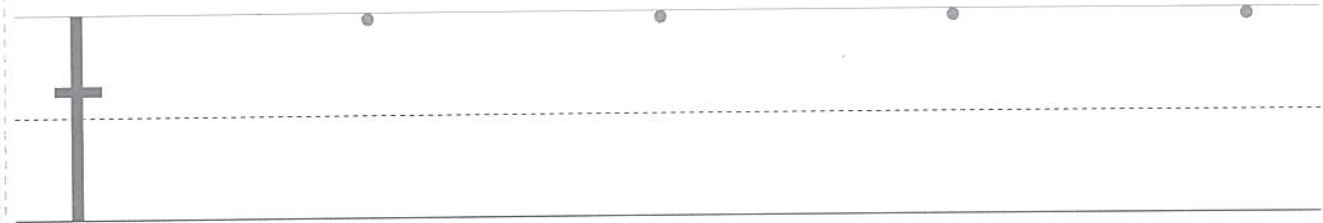
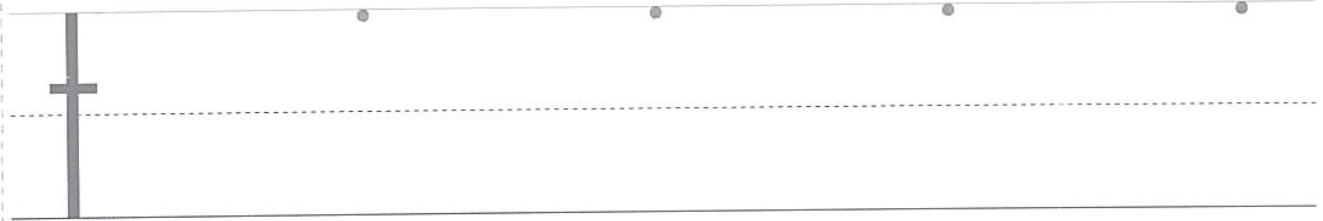
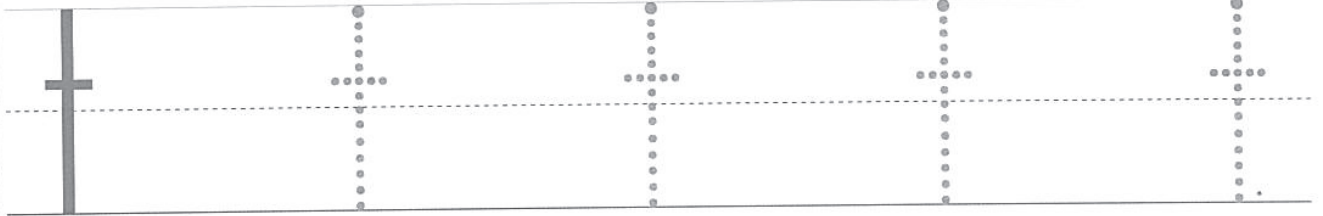


T as in tortoise






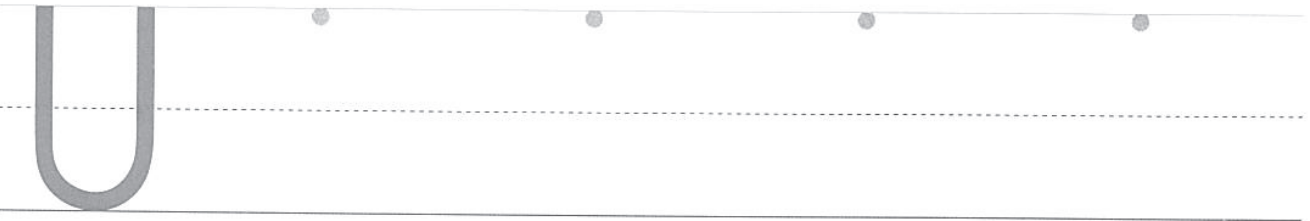
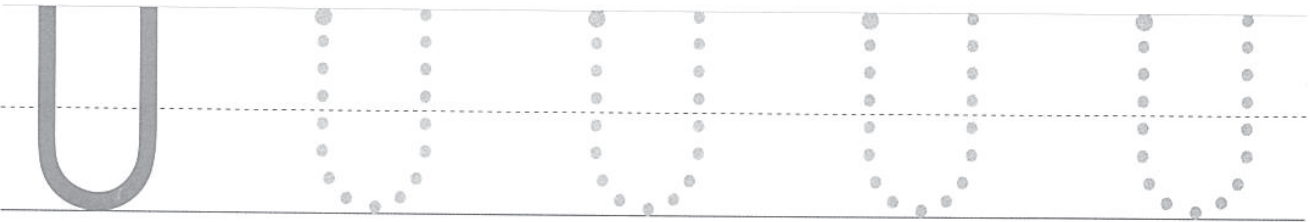
tortoise



Tuesday



U as in umbrella



u



umbrella

u

u

u

u

u

u

.

.

.

.

u


.

.

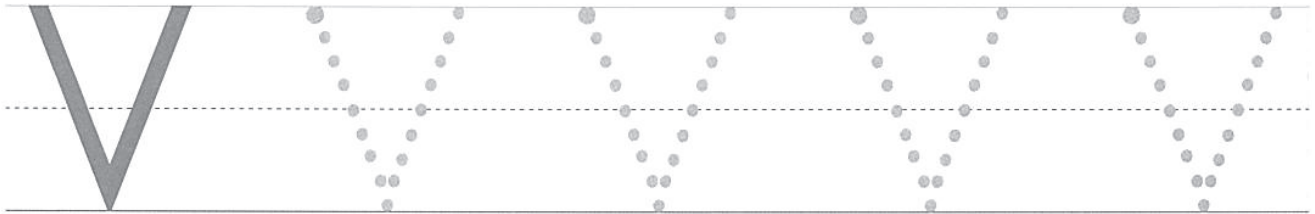
.



.

Tuesday



V as in violin





violin

V

V

V

V

V

V

.

.

.

.

V

.

.

.

.

Tuesday

Recognizing the Number 5

Circle all the number 5's.

2 8 5 10 3 7
4 9 2 6
1 5 6
5 2 8 5



Trace the number 5.



Tuesday

Recognizing the Number 6

Circle all the number 6's.

4 8 6
6 6 5 2
9 7
4 10 6
6 8 3
7




Trace the number 6.



Tuesday

Recognizing the Number 7

Circle all the number 7's.




Trace the number 7.



Tuesday

Recognizing the Number 8


Circle all the number 8's.



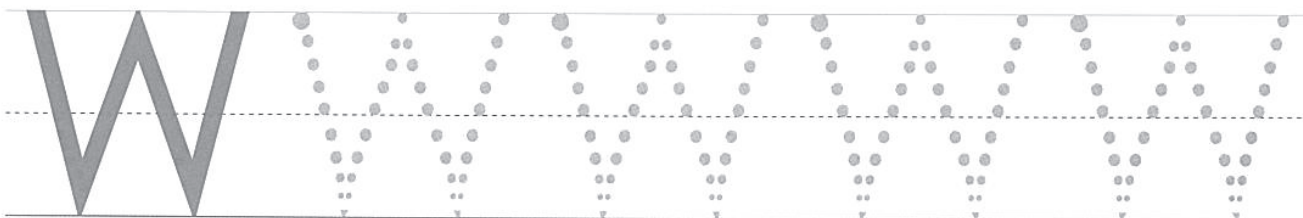
Trace the number 8.




Tuesday



W as in window





window

W

W

W

W

W

W

.

.

.

.

W


.

.

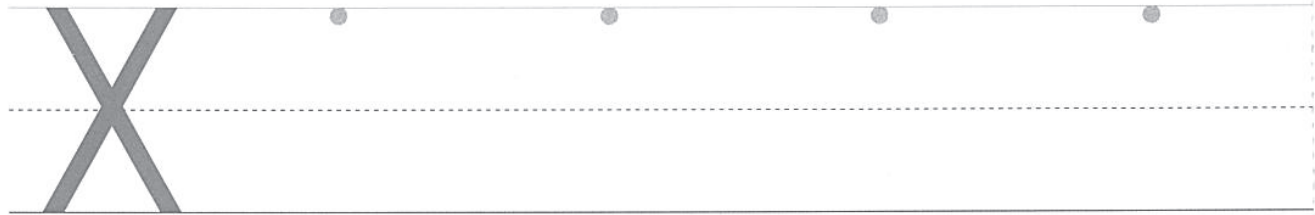
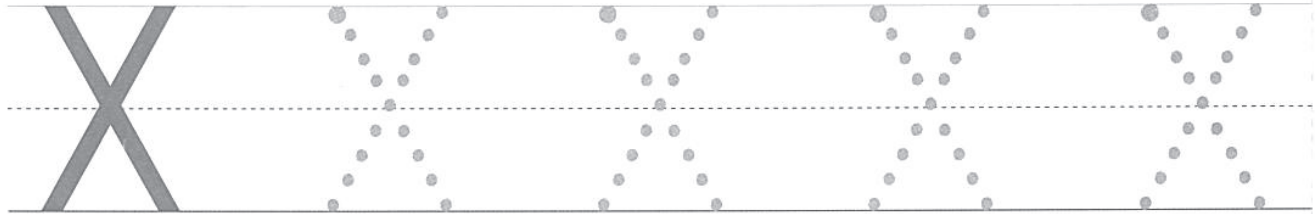
.



.

Wednesday



X as in x-ray





x-ray

X

X

X

X

X

X

.

.

.

.

X

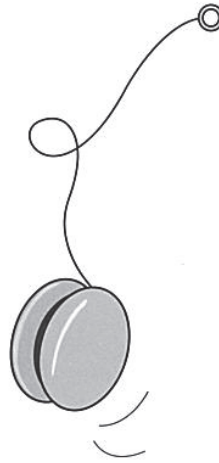

.

.

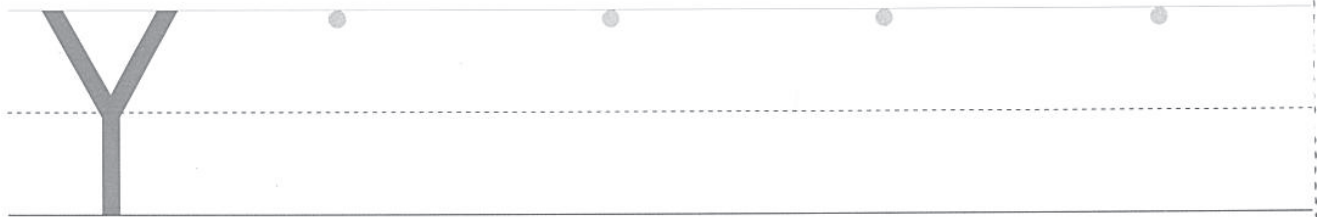
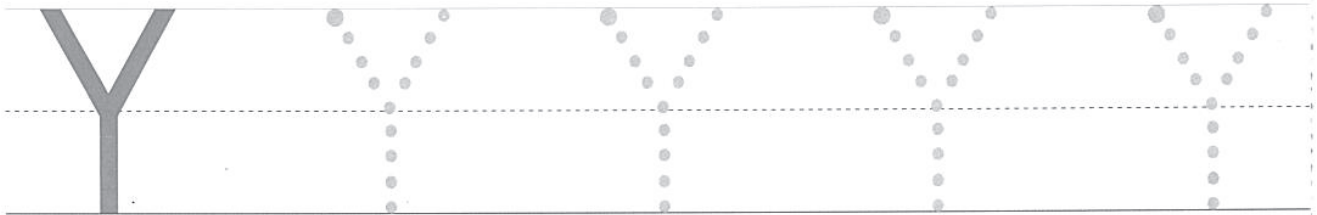
.


.

Wednesday



Y as in yo-yo





y o-y o

y

y

y

y

y

y

.

.

.

.

y

.

.

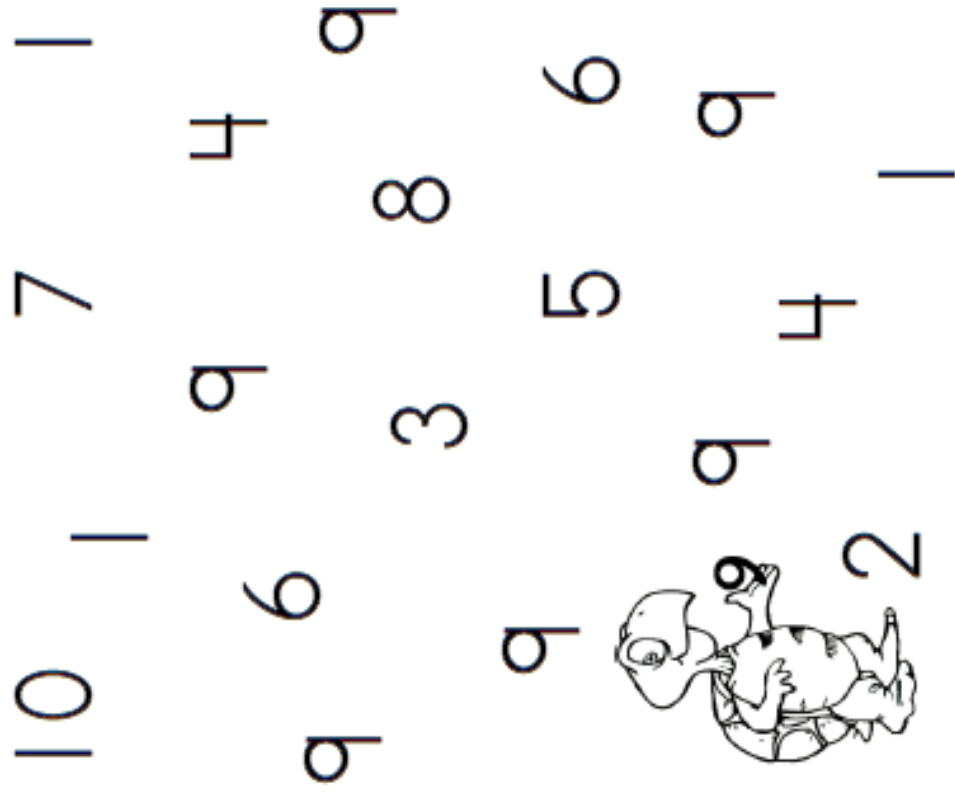
.

.

Wednesday

Recognizing the Number 9

Circle all the number 9's.



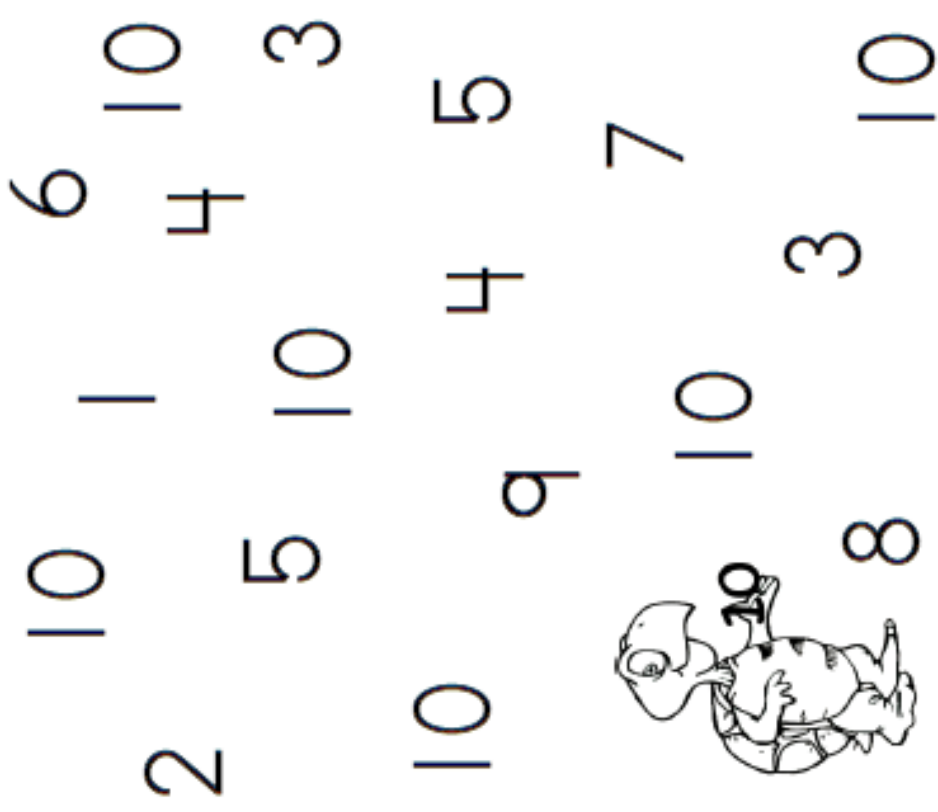
Trace the number 9.



Wednesday

Recognizing the Number 10

Circle all the number 10's.



Trace the number 10.




Wednesday

Name _____


Date _____

Math: Number One and Two

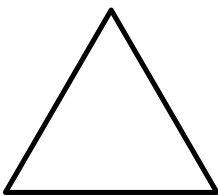
Match the set to the correct number




2




1



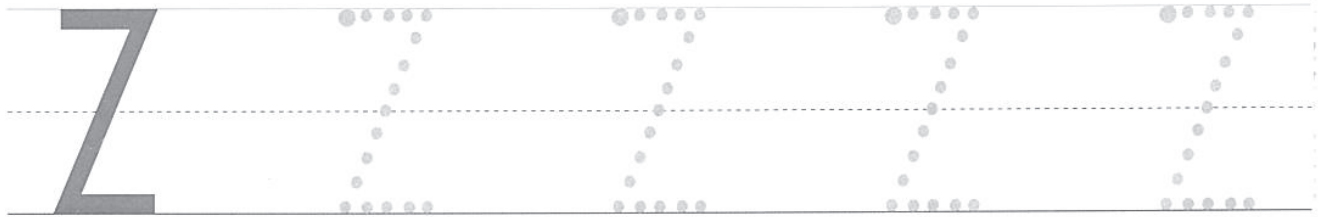
2




1



Z as in zebra



z



zebra

z

z

z

z

z

z

.

.

.

.

z

.

.

.

.




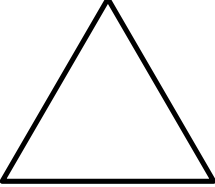
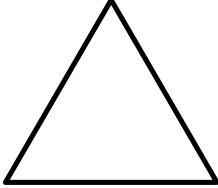













Thursday

Name _____

Date _____

Math: Number Two

Circle the correct number of objects.


 2	 3	 1
 1	 2	 3
 3	 1	 2
 2	 1	 3
 1	 2	 3
 3	 1	 2

Name_____

Date_____

Math: Number Two

Color 2 red.



Write the number two (2).


_____	_____	_____	_____
-----	-----	-----	-----
_____	_____	_____	_____

Name_____

Date_____

Phonics: Letter A

Find and circle the letter A a in the jumble of letters below!



Color the pictures that start with the sound /a/.





Friday

Name _____



Date _____

Math: Number Three

Circle the correct number of objects.

	
1 2 3	2 3 1

Color 3 purple.

	
---	--

Name_____



Date_____

Math: Number Three

Write the number three (3).

_____	_____	_____	_____
-----	-----	-----	-----
_____	_____	_____	_____

Draw 3



believe :: achieve :: succeed :: ascend

Incoming Kindergarten

Week 3

(scholar name)

Dear Scholars and Parent(s)/Guardian(s),

	Monday	Tuesday	Wednesday	Thursday	Friday
Phonics/ Handwriting	Letter B sound	Letter C sound	Letter D sound	Letter E sound	Letter F sound
Math	Matching Numbers	Matching Numbers	1-5 review	Matching Numbers	Matching Numbers
Reading Log	Read a story with your scholar. Ask: What was your favorite part of the story? Why? Who was your favorite character in the story? Why? Where did the story take place? What was the problem in the story? How was it solved?				

Home Reading Log

Week 3

(scholar name)


Day	Total Minutes Read (at least 20 min.)	Book Title	Check only one:		
			Read TO	Read WITH	Read ALONE
Monday					
Tuesday					
Wednesday					
Thursday					
Friday					
Saturday					
Sunday					

Name_____


Date_____

Phonics: Letter B

Find and circle the letter **B b** in the jumble of letters below!



Color the pictures that start with the sound /b/.





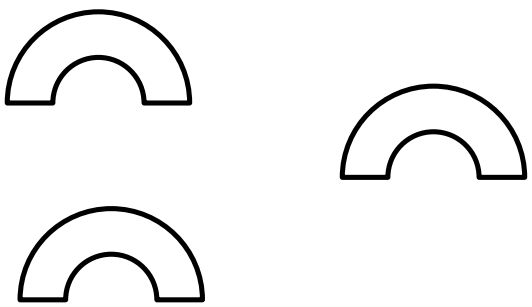

Monday

Name _____

Date _____

Math: Number Four

Circle the correct number of objects.

 <p>1 4 3</p>	 <p>1 2 3</p>
 <p>3 1 2</p>	 <p>4 1 2</p>

Name_____



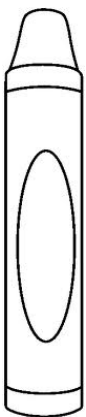
Date_____

Phonics: Letter C

Draw an object in each box that begins with the letter C.

--	--

Color the pictures that start with the letter C.







Name _____

Date _____

Math: Number Five

Draw a circle around the set that shows five (5).

Write the number five (5).

_____	_____	_____	_____
-----	-----	-----	-----
_____	_____	_____	_____

Name_____



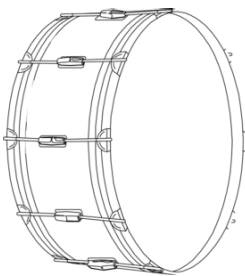
Date_____

Phonics: Letter D

Draw an object in each box that begins with the letter D.

--	--

Color the pictures that start with the letter D.



Name _____

Date _____

Math: Forward/Backwards

Write the numerals forward from 0-5. Then, draw matching number of objects in the boxes below.

		2			
		♥♥			

Write the numerals backwards from 5-0. Then, draw matching number of objects in the boxes below.

				1	
				★	

Name_____



Date_____

Phonics: Letter E

Draw an object in each box that begins with the letter E.

--	--

Color the pictures that start with the letter E.





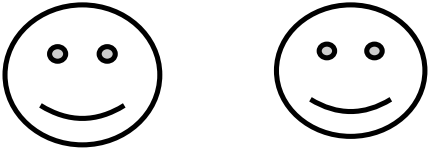

Monday

Name _____

Date _____

Math: Number Six

Circle the objects with a set of six (6).

Write the number six (6).

_____	_____	_____	_____
- - - - -	- - - - -	- - - - -	- - - - -
_____	_____	_____	_____

Name_____




Date_____

Phonics: Letter F

Draw an object in each box that begins with the letter F.

--	--

Color the pictures that start with the letter F.



Monday

Name_____



Date_____

Math: Number Seven (7)

Write the number Seven (7).

_____	_____	_____	_____
-----	-----	-----	-----
_____	_____	_____	_____

Circle the numeral that tells how many objects there are.

								
0	1	2	7	4	2	4	5	0



believe :: achieve :: succeed :: ascend

Incoming Kindergarten

Week 4

(scholar name)

Dear Scholars and Parent(s)/Guardian(s),

	Monday	Tuesday	Wednesday	Thursday	Friday
Phonics/ Handwriting	Letter H sound	Letter I sound	Letter J sound	Letter K sound	Letter L sound
Math	Matching Numbers	Matching Numbers	Matching Numbers	Shapes: Rectangles	Shapes: Circles
Reading Log	Read a story with your scholar. Ask: What was your favorite part of the story? Why? Who was your favorite character in the story? Why? Where did the story take place? What was the problem in the story? How was it solved?				

Home Reading Log

Week 4

(scholar name)

Day	Total Minutes Read (at least 20 min.)	Book Title	Check only one:		
			Read TO	Read WITH	Read ALONE
Monday					
Tuesday					
Wednesday					
Thursday					
Friday					
Saturday					
Sunday					

Name_____





Date_____

Phonics: Letter H

Draw an object in each box that begins with the letter H.

--	--

Color the pictures that start with the letter H.



Name_____



Date_____

Math: Number Eight (8)

Write the number eight (8).

_____	_____	_____	_____
- - - - -	- - - - -	- - - - -	- - - - -
_____	_____	_____	_____

Draw and color the pictures

<p>Draw 8</p> 	<p>Draw 8</p> 
---	---

Name_____




Date_____

Phonics: Letter I

Draw an object in each box that begins with the letter I.

--	--

Color the pictures that start with the letter I.



Name_____




Date_____

Math: Number Nine (9)

Write the number Nine (9).

_____	_____	_____	_____
-----	-----	-----	-----
_____	_____	_____	_____

Circle the numeral that tells how many objects there are.

		
0 1 2	7 4 9	4 3 0

Name_____



Date_____

Phonics: Letter J

Draw an object in each box that begins with the letter J.

--	--

Color the pictures that start with the letter J.



Wednesday

Name_____



Date_____

Math: Number Ten (10)

Write the number ten (10).

_____	_____	_____	_____
-----	-----	-----	-----
_____	_____	_____	_____

Draw and color the pictures

<p>Draw 10</p> 	<p>Draw 10</p> 
--	--

Name_____



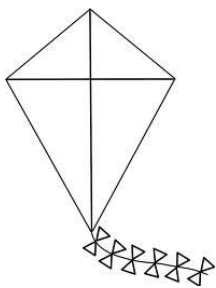
Date_____

Phonics: Letter K


Draw an object in each box that begins with the letter K.

--	--

Color the pictures that start with the letter K.




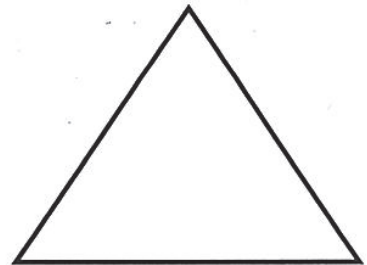
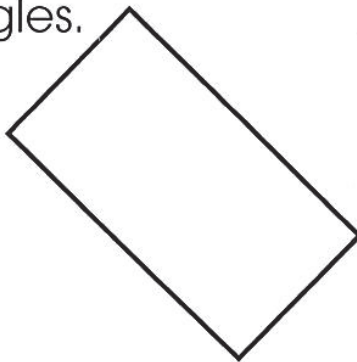



Name _____



This is a **rectangle**.


Color three rectangles.



Thursday


Name _____

Trace the rectangle.



Draw a rectangle.

Trace the rectangles.



Draw 2 rectangles.



Thursday

Name_____



Date_____

Phonics: Letter L


Draw an object in each box that begins with the letter L.

--	--

Color the pictures that start with the letter L.

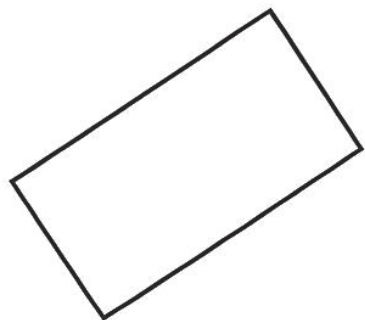



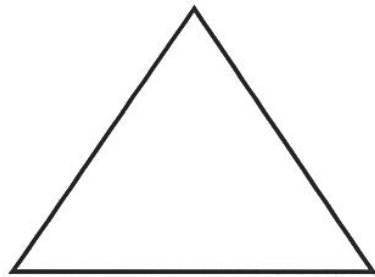



Name _____




This is a **circle**.

Color three circles.





Trace the circle.



Draw a circle.

Trace the circles.



Draw 2 circles.



believe :: achieve :: succeed :: ascend

Incoming Kindergarten

Week 5

(scholar name)

Dear Scholars and Parent(s)/Guardian(s),

	Monday	Tuesday	Wednesday	Thursday	Friday
Phonics/ Handwriting	Letter M sound	Letter N sound	Letter O sound	Letter P sound	Letter Q sound
Math	Shapes: Squares	Shapes: Triangles	Shapes	Shapes	Shapes
Reading Log	Read a story with your scholar. Ask: What was your favorite part of the story? Why? Who was your favorite character in the story? Why? Where did the story take place? What was the problem in the story? How was it solved?				

Home Reading Log

Week 5

(scholar name)

Day	Total Minutes Read (at least 20 min.)	Book Title	Check only one:		
			Read TO	Read WITH	Read ALONE
Monday					
Tuesday					
Wednesday					
Thursday					
Friday					
Saturday					
Sunday					

Name _____


Date _____

Phonics: Letter M


Draw an object in each box that begins with the letter M.

--	--

Color the pictures that start with the letter M.

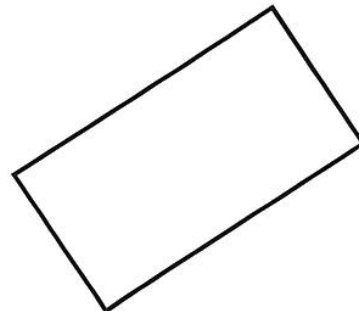


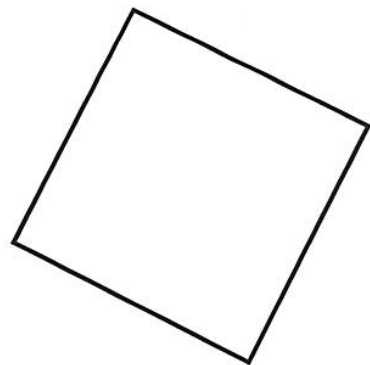
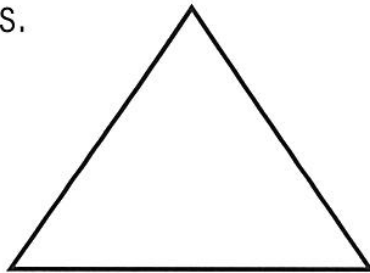



Name _____




This is a **square**.

Color three squares.




Name _____

Trace the square.




Draw a square.

Trace the squares.



Draw 2 squares.



Name_____

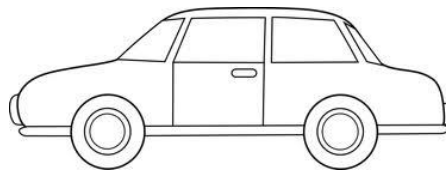
Date_____

Phonics: Letter N

Draw an object in each box that begins with the letter N.

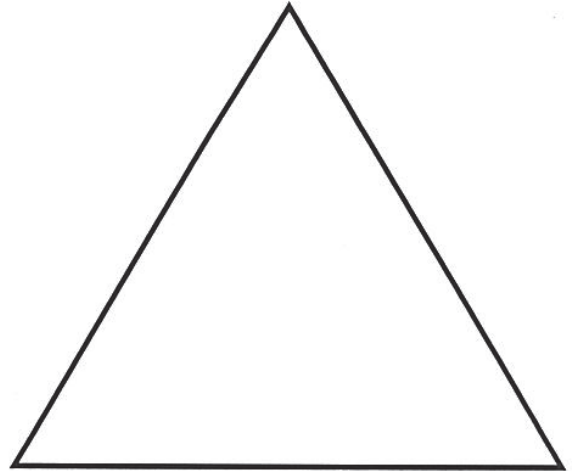
--	--

Color the pictures that start with the letter N.



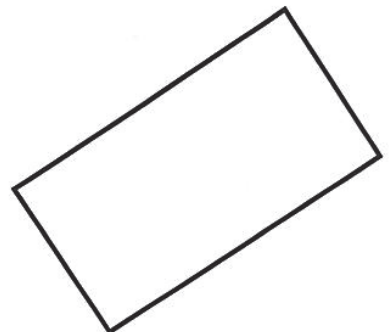
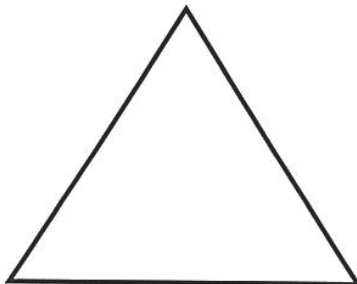

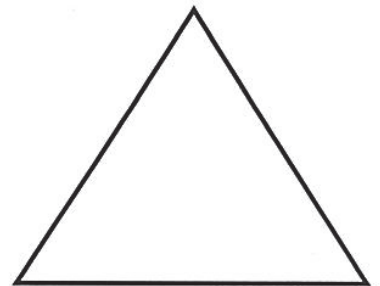


Tuesday

Name _____



This is a **triangle**.

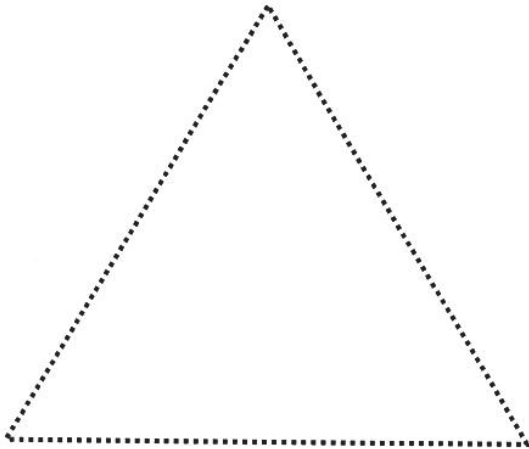
Color three triangles.



Tuesday

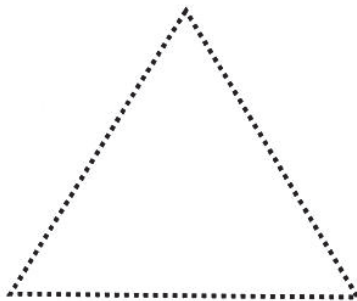
Name _____

Trace the triangle.

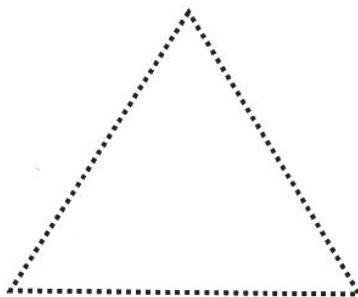


Draw a triangle.

Trace the triangles.



Draw 2 triangles.



Name_____

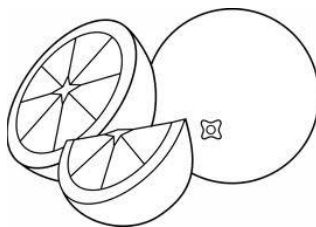



Date_____

Phonics: Letter O

Draw an object in each box that begins with the letter O.

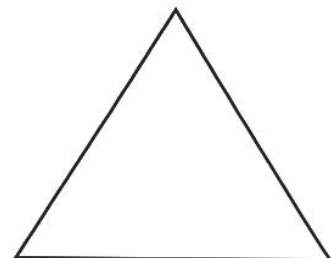
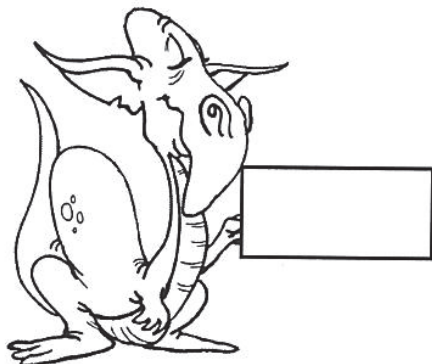



--	--

Color the pictures that start with the letter O.



Name _____

Draw a line from the shape each dragon is holding to the shape that is the same.



Wednesday

Name_____

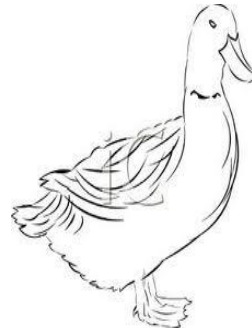


Date_____

Phonics: Letter P

Draw an object in each box that begins with the letter P.

--	--

Color the pictures that start with the letter P.




Name _____


Color each shape then practice writing the word.



square



circle



triangle



rectangle

Name_____


Date_____

Phonics: Letter Q

Draw an object in each box that begins with the letter Q.

--	--

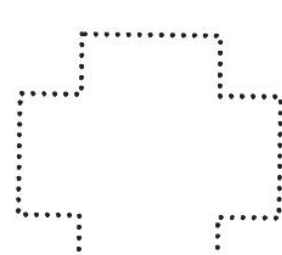

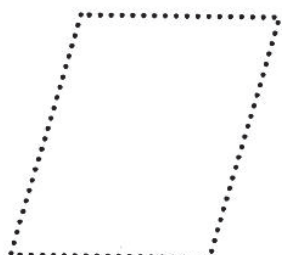

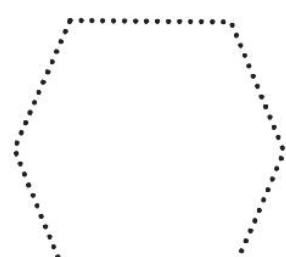
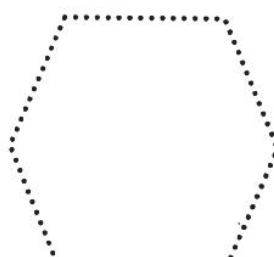
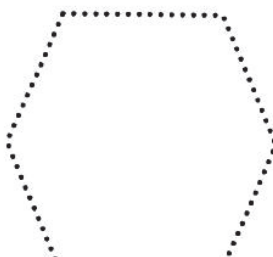



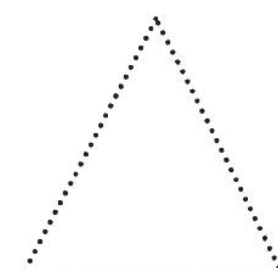
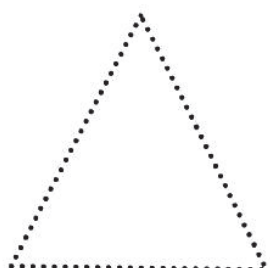
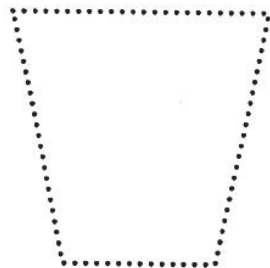
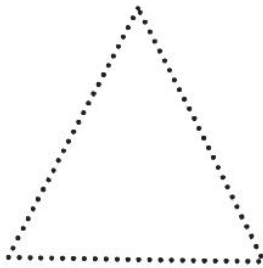
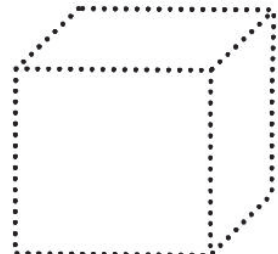
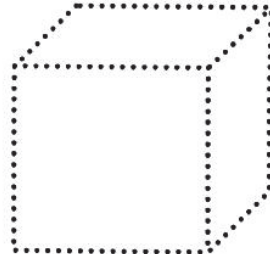
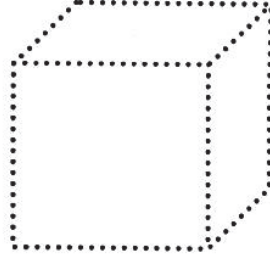
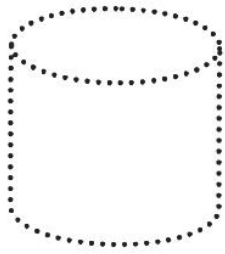
Circle the pictures that start with the letter Q.



Name _____

Trace the Different Shape

Trace the shape that is different in each row.





believe :: achieve :: succeed :: ascend

Incoming Kindergarten

Week 6

(scholar name)

Dear Scholars and Parent(s)/Guardian(s),

	Monday	Tuesday	Wednesday	Thursday	Friday
Phonics/ Handwriting	Letter R sound	Letter S sound	Letter T sound	Letter U sound	Letter V sound
Math	Patterns	Patterns	Patterns	Patterns	Patterns
Reading Log	Read a story with your scholar. Ask: What was your favorite part of the story? Why? Who was your favorite character in the story? Why? Where did the story take place? What was the problem in the story? How was it solved?				

Home Reading Log

Week 6

(scholar name)

Day	Total Minutes Read (at least 20 min.)	Book Title	Check only one:		
			Read TO	Read WITH	Read ALONE
Monday					
Tuesday					
Wednesday					
Thursday					
Friday					
Saturday					
Sunday					

Name_____



Date_____

Phonics: Letter R

Draw an object in each box that begins with the letter R.

--	--

Circle the pictures that start with the letter R.



--

Monday

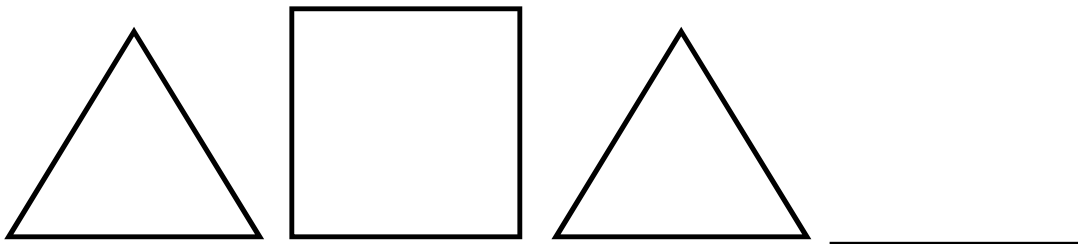
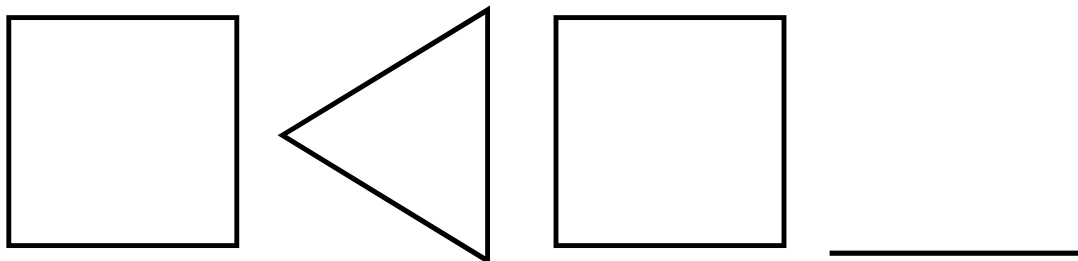



Name _____

Patterns Worksheet

Complete the Patterns

Look at each of the patterns below and then use the space to the right to complete the pattern. Trace the shape to complete the first pattern and then solve the rest on your own.



Name_____




Date_____

Phonics: Letter S

Draw an object in each box that begins with the letter S.

--	--

Circle the pictures that start with the letter S.



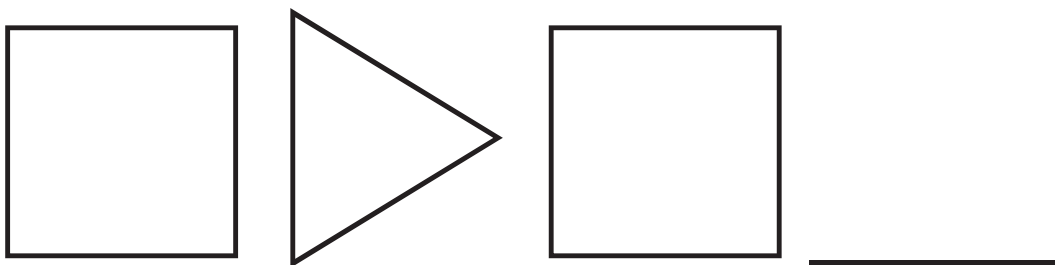
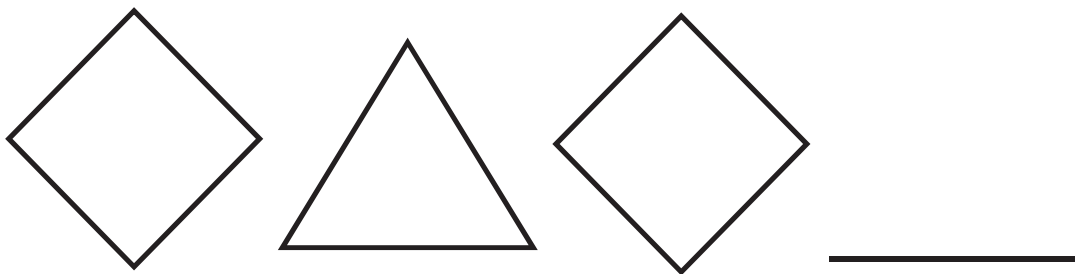
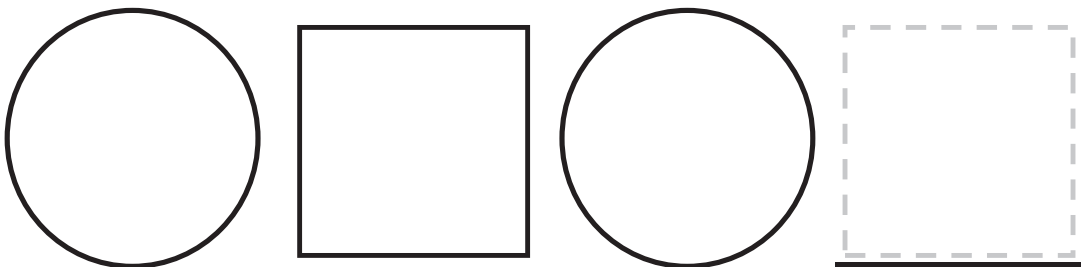


Name _____

Patterns Worksheet

Complete the Patterns

Look at each of the patterns below and then use the space to the right to complete the pattern. Trace the shape to complete the first pattern and then solve the rest on your own.



Name_____



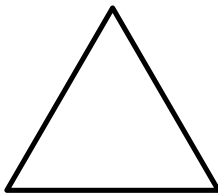
Date_____

Phonics: Letter T

Draw an object in each box that begins with the letter T.

--	--

Circle the pictures that start with the letter T.



Wednesday

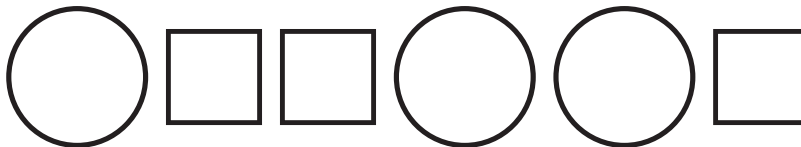
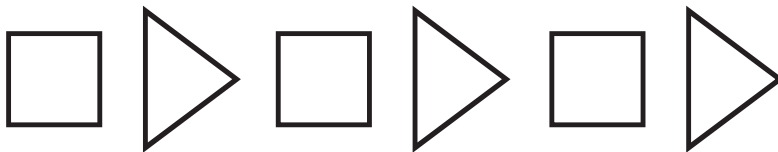
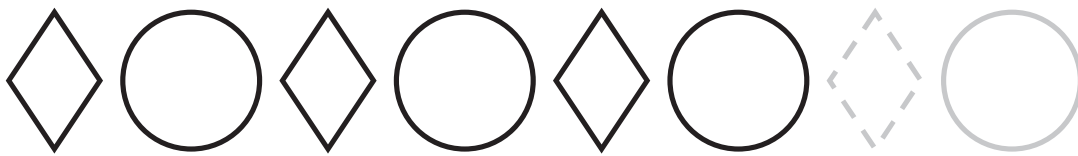


Name _____

Patterns Worksheet

Complete the Patterns

Look at each of the patterns below and then use the space to the right to complete the pattern. Trace the shapes to complete the first pattern and then solve the rest on your own.



Name_____


Date_____

Phonics: Letter U

Draw an object in each box that begins with the letter U.

--	--

Circle the pictures that start with the letter U



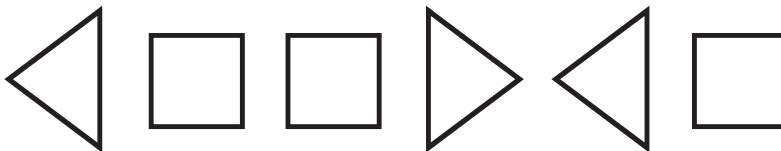
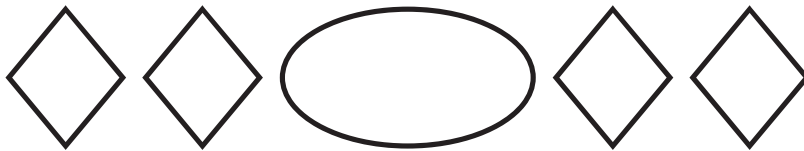


Name _____

Patterns Worksheet

Complete the Patterns

Look at each of the patterns below and then use the space to the right to complete the pattern. Trace the shapes to complete the first pattern and then solve the rest on your own.



Name_____

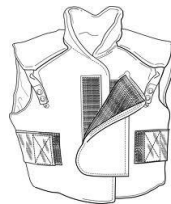
Date_____

Phonics: Letter V

Draw an object in each box that begins with the letter V.

--	--

Circle the pictures that start with the letter V.




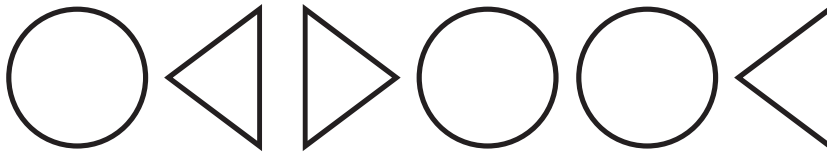
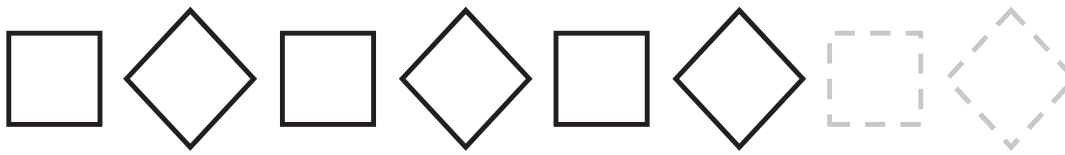


Name _____

Patterns Worksheet

Complete the Patterns

Look at each of the patterns below and then use the space to the right to complete the pattern. Trace the shapes to complete the first pattern and then solve the rest on your own.





believe :: achieve :: succeed :: ascend

Incoming Kindergarten

Week 7

(scholar name)

Dear Scholars and Parent(s)/Guardian(s),

	Monday	Tuesday	Wednesday	Thursday	Friday
Phonics/ Handwriting	Letter W sound	Letter X sound	Letter Y sound	Letter Z sound	Review A-Z sounds
Math	Colors	Colors	Colors	Positional Words	Positional Words
Reading Log	Read a story with your scholar. Ask: What was your favorite part of the story? Why? Who was your favorite character in the story? Why? Where did the story take place? What was the problem in the story? How was it solved?				

Home Reading Log

Week 7

(scholar name)

Day	Total Minutes Read (at least 20 min.)	Book Title	Check only one:		
			Read TO	Read WITH	Read ALONE
Monday					
Tuesday					
Wednesday					
Thursday					
Friday					
Saturday					
Sunday					

Name_____

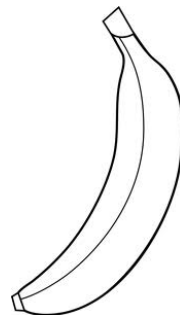

Date_____

Phonics: Letter W

Draw an object in each box that begins with the letter W.

--	--

Circle the pictures that start with the letter W.




Name_____


Date_____

Colors!


Draw 3 pictures of things that are blue. Color them blue.



Draw 3 pictures of things that are red. Color them red.



Draw 3 pictures of things that are yellow. Color them yellow.



Monday

Name_____

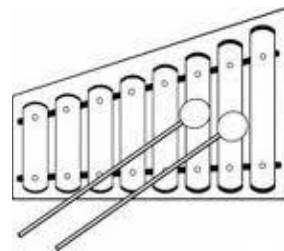
Date_____

Phonics: Letter X

Draw an object in each box that begins with the letter X.

--	--

Circle the pictures that start with the letter X




Name_____

Date_____

Colors!

Draw 3 pictures of things that are purple. Color them purple.



Draw 3 pictures of things that are green. Color them green.



Draw 3 pictures of things that are orange. Color them orange.



Tuesday

Name_____



Date_____

Phonics: Letter Y

Draw an object in each box that begins with the letter Y.

--	--

Circle the pictures that start with the letter Y.



Name_____


Date_____

Colors!


Draw 3 pictures of things that are pink. Color them pink.



Draw 3 pictures of things that are brown. Color them brown.



Draw 3 pictures of things that are black. Color them black.



Name_____

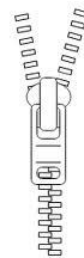
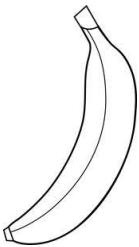
Date_____

Phonics: Letter Z

Draw an object in each box that begins with the letter Z.





--	--

Circle the pictures that start with the letter Z.



Top to Bottom

Directions: Color the things on *top* **yellow**, colors the things on the *bottom* **blue**



Name_____

Date_____

Phonics: Reviewing letters and sounds

Directions: Circle the correct sound and write the beginning letter



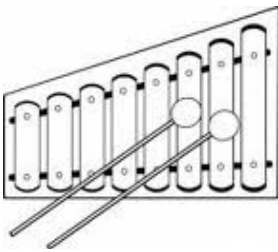
n a v



j e h



f u g



x j f



m r w



d b p

Name _____

Date _____

Phonics: Reviewing letters and sounds

Directions: Circle the correct sound and write the beginning letter



g l v



p a t




v l g



u g b




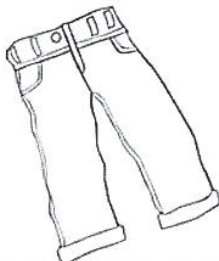




e l a



d o p

What's in the middle?

Directions: Color the things on top yellow, color the things on the bottom blue, and circle the things in the middle.





believe :: achieve :: succeed :: ascend

Incoming Kindergarten

Week 8

(scholar name)

Dear Scholars and Parent(s)/Guardian(s),

	Monday	Tuesday	Wednesday	Thursday	Friday
Phonics/ Handwriting	Sam	Ben	nip	dog	rug
Math	Longer/Shorter	Taller/Shorter	Sorting	Numbers Review	Shapes Review
Reading Log	Read a story with your scholar. Ask: What was your favorite part of the story? Why? Who was your favorite character in the story? Why? Where did the story take place? What was the problem in the story? How was it solved?				

Home Reading Log

Week 8

(scholar name)

Day	Total Minutes Read (at least 20 min.)	Book Title	Check only one:		
			Read TO	Read WITH	Read ALONE
Monday					
Tuesday					
Wednesday					
Thursday					
Friday					
Saturday					
Sunday					

Medial a

Sam

Sam Sam Sam

Sam Sam Sam

Monday


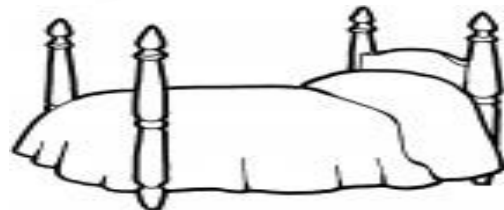
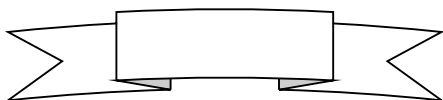
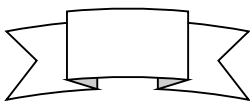



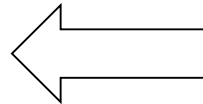
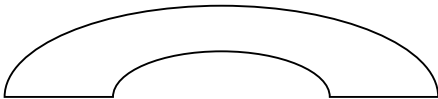
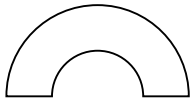



Name _____

Date _____

Longer/Shorter

Color the object that is longer, blue.

Color the object that is shorter, red.



Monday

Medial e



Ben

Ben Ben Ben

Ben Ben Ben

Tuesday

Math


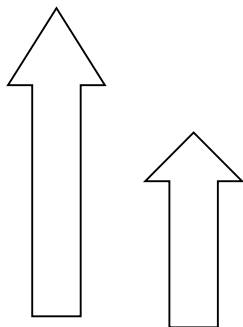
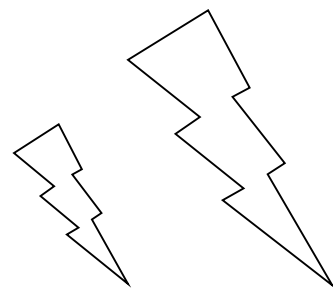

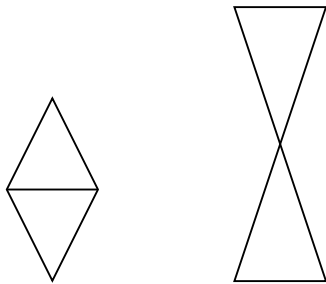
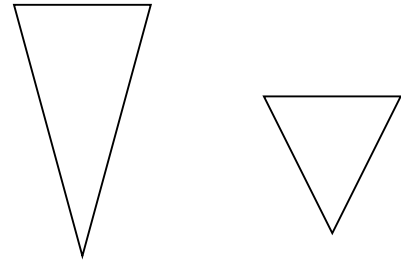

Name _____

Date _____

Taller/Shorter


Color the object that is taller, green.

Color the object that is shorter, purple.



Tuesday

Medial i



Nip

Nip Nip Nip

Nip Nip Nip


Wednesday

Name _____


Date _____

Math Review

Shape Sort


Color all  red.

Color all  blue.

Color all  yellow.

Color all  green.

They may be turned sideways
or upside down!



Wednesday

Medial o



dog

dog dog dog

dog dog dog


Thursday

Name_____

Date_____

Math Review

Write the numbers 1-10 in the boxes below. Draw enough objects in each box to represent that number.

1 		

Medial u



rug

rug rug rug

rug rug rug

Friday



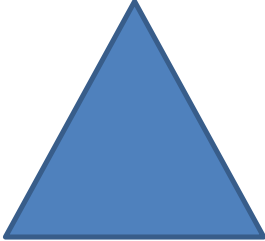
Name_____


Date_____

Math Review

2D Shapes

Draw objects around your house or environment that look like the shapes below.

SQUARE	CIRCLE	TRIANGLE
		



believe :: achieve :: succeed :: ascend

Incoming Kindergarten

Week 9

(scholar name)

Dear Scholars and Parent(s)/Guardian(s),

	Monday	Tuesday	Wednesday	Thursday	Friday
Phonics/ Handwriting	cat	hen	sit	Bob	bud
Math	Number Review	Number Review	Number Review	Fill in the missing numbers	Fill in the missing numbers
Reading Log	Read a story with your scholar. Ask: What was your favorite part of the story? Why? Who was your favorite character in the story? Why? Where did the story take place? What was the problem in the story? How was it solved?				

September 3rd – 4th: Kindergarten orientation.

Early dismissal, Tuesday and Wednesday.

No school from September 5th – 6th.

September 9th – 10th: School starts for all scholars. Early dismissal,
Monday and Tuesday.

September 11th: Dismissal starts at regular times.

Please bring all completed homework on September
3rd. See you there!

Home Reading Log

Week 9

(scholar name)

Day	Total Minutes Read (at least 20 min.)	Book Title	Check only one:		
			Read TO	Read WITH	Read ALONE
Monday					
Tuesday					
Wednesday					
Thursday					
Friday					
Saturday					
Sunday					

Medial a



cat

cat cat cat

cat cat cat

Monday

Name _____

Date _____

Count the Animals

Count the animals and write the correct number on the right side.



There are _____ cats



There are _____ birds



There are _____ dogs

Monday

Medial e



hen

hen hen hen

hen hen hen



Tuesday

Name _____


Date _____

Count the Animals

Count the animals and write the correct number on the right side.



There are _____ sharks



There are _____ flounder



There are _____ starfish

Medial i



sit

sit

sit

sit

sit

sit

sit


Wednesday

Name _____

Date _____

Count the Animals

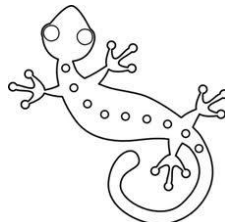
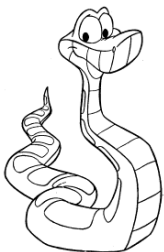
Count the animals and write the correct number at the bottom. Then color them in!



There are _____ snakes

There are _____ lizards

There are _____ frogs



Wednesday

Medial o

Bob

Bob Bob Bob

Bob Bob Bob

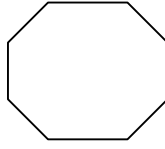
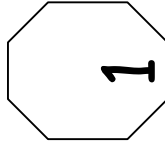
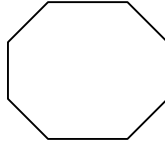
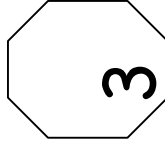
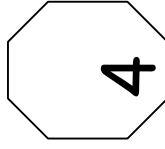
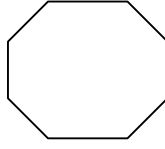
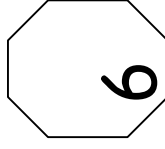
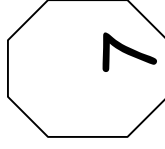
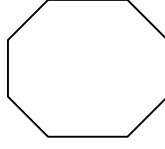
Thursday


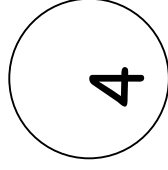




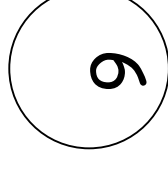

Name _____

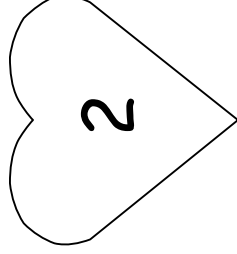
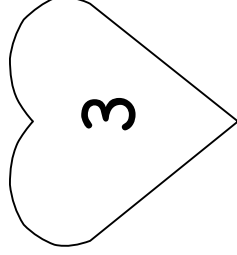
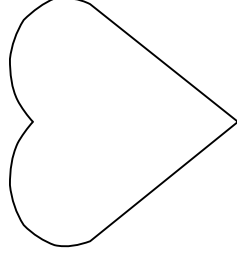
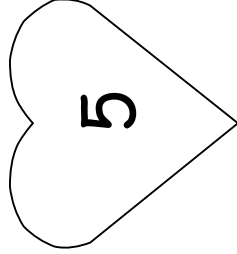
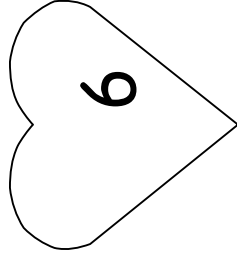
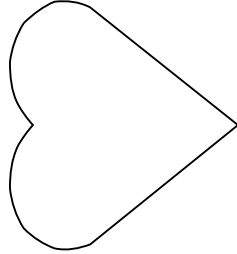
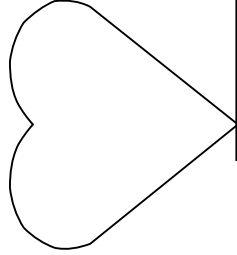
Date _____

Fill in the Missing Numbers!

0	1	2	3	4	5	6	7	8	9	10
---	---	---	---	---	---	---	---	---	---	----

								
---	---	---	---	---	---	---	---	---

							
--	--	--	--	---	--	--	--

						
---	---	---	--	---	---	---

Thursday

Medial u

Bud

Bud Bud Bud

Bud Bud Bud

Friday

Name _____

Date _____

Fill in the Missing Numbers!

0 1 2 3 4 5 6 7 8 9 10

